



2010-11 ULM Men's Basketball



2010-11 SCHEDULE

Date	Opponent	Time/Result
Fri, Nov. 12	at Texas Tech	L, 67-86
Tues, Nov. 16	at Iowa	L, 40-68
Sat, Nov. 20	Southeastern Oklahoma State	W, 70-59
Tues, Nov. 23	Stephen F. Austin	L, 64-65

Global Sports Roundball Classic • Normal, Ill.

Fri, Nov. 26	vs. Jacksonville State	W, 57-50
Sat, Nov. 27	at Illinois State	L, 55-59
Sun, Nov. 28	vs. South Dakota	L, 66-79

Thurs, Dec. 2	at Kent State	L, 53-69
Sat, Dec. 4	at Louisiana Tech	L, 58-67
Sat, Dec. 11	Centenary	W, 60-46
Wed, Dec. 15	at UTEP	8 p.m.
Sun, Dec. 19	Florida Atlantic* (SBN)	6 p.m.
Wed, Dec. 22	Northern Colorado	7 p.m.
Wed, Dec. 29	at Stephen F. Austin	7 p.m.
Sun, Jan. 2	FIU*	3 p.m.
Tues, Jan. 4	Union College (Ky.)	7 p.m.
Sat, Jan. 8	Denver*	1 p.m.
Thurs, Jan. 13	at UALR*	7 p.m.
Sat, Jan. 15	at South Alabama*	7 p.m.
Thurs, Jan. 20	North Texas*	7:30 p.m.
Sat, Jan. 22	at UL-Lafayette*	7 p.m.
Thurs, Jan. 27	at Arkansas State*	7 p.m.
Sat, Jan. 29	Troy*	6 p.m.
Thurs, Feb. 3	at Middle Tennessee*	7 p.m.
Sat, Feb. 5	at Western Kentucky*	3:30 p.m.
Thurs, Feb. 10	Arkansas State*	7:30 p.m.
Sat, Feb. 12	UALR*	7 p.m.
Thurs, Feb. 17	at Denver*	8 p.m.
Sat, Feb. 19	at North Texas*	7 p.m.
Sat, Feb. 26	UL-Lafayette*	6 p.m.

Sun Belt Conference Tournament • Hot Springs, Ark.

Sat, March 5	First Round	TBA
Sun, March 6	Quarterfinals	TBA
Mon, March 7	Semifinals	6/8:30 p.m.
Tues, March 8	Final	6 p.m.

All game times are central

Home games in **Bold**

* denotes Sun Belt Conference games



ULM WARHAWKS (3-7, 0-0 SUN BELT) AT UTEP MINERS (6-2, 0-0 C-USA)

Date: Wednesday, December 15, 2010

Tipoff: 8 p.m.

Location: Don Haskins Center • El Paso, Texas

Radio: 105.3 FM, Nick White (play-by-play)

WARHAWK QUICK HITS

- Hugh Mingo earned ULM's second-ever Sun Belt Player of the Week honor and the first in three seasons for his work against Centenary; 27 points, seven rebounds and seven steals
- Fred Brown, Hugh Mingo, Tommie Sykes and Lawrence Gilbert have scored 80.2 percent of the Warhawks points this season, 473 of 590
- Hugh Mingo has scored in double figures in seven straight games; averaging 16.6 points, 4.6 rebounds, 1.6 steals and 38.1 minutes per game during that span; shooting 51.2 from the floor, 38.8 from 3-point range and 84.6 from free throw line during that span
- Hugh Mingo has made a 3-pointer in every game played this season
- Hugh Mingo had seven steals against Centenary; his total was the third most in ULM history and the third most by a player in the NCAA this season
- Tommie Sykes ranks fifth in the NCAA with 43 offensive rebounds this season; his 4.3 per-game average ranks first in the Sun Belt. He has at least three offensive rebounds in all 10 games and has five or more in four games
- Tommie Sykes has more offensive rebounds than all but one Warhawk has overall rebounds (Lawrence Gilbert, 61)
- Four ULM players are averaging in double figures through the first 10 games; only North Texas and UL-Lafayette have more in the Sun Belt (5)
- ULM hit 17-of-19 free throws against Jacksonville State; the 89.5 percentage is the highest by a Sun Belt team this season
- The Warhawks lead the Sun Belt in scoring defense holding their opponents to just 64.8 points per game; ULM has held four of its 10 opponents under 60 points this season
- The Warhawks rank second in the Sun Belt with a +2.0 rebounding margin
- Four Warhawks are averaging more than 31 minutes per contest
- ULM has an +8.0 scoring margin at home and a -11.7 scoring margin away from Fant-Ewing Coliseum

We Are ULM

In all references to Warhawk athletics, please use the acronym 'ULM.' The only other acceptable version is the full name of the institution, the University of Louisiana at Monroe. Any other reference, including Louisiana-Monroe, La.-Monroe, or simply Monroe are inaccurate.

2010-11 ULM MEN'S BASKETBALL ROSTER

No.	NAME	Pos	Ht.	CL.	HOMETOWN (LAST SCHOOL)	PPG	RPG	COMMENT
2	Ife Eke	F	6-7	Fr.	Lagos, Nigeria (Northwest Rankin HS)	0.0	1.0	Saw his first collegiate action at Iowa
5	Christian Bibi Ndongo	F	6-9	Jr.	Yaounde, Cameroon (John Wood CC)	1.2	1.7	Had season-highs in mins and reb v. South Dakota
10	Marcelis Hansberry	G	6-0	Fr.	Jackson, Miss. (Provine HS)	4.0	1.7	Had a season-high five assists vs. Centenary
11	Charles Winborne	G	6-0	So.	Shreveport, La. (Loyola-Chicago)	--	--	Will sit out the 2010-11 season following transfer
12	Lonell Reeves	G	5-10	Jr.	Springfield, Ill. (Danville Area CC)	--	--	Joined the team as a walk-on in September
13	Tommie Sykes	F	6-4	Sr.	Philadelphia, Pa. (Odessa College)	11.0	7.4	Fifth in NCAA with 43 offensive rebounds
15	R.J. McCray	F	6-2	Fr.	Grand Prairie, Texas (Grace Prep Academy)	1.9	1.0	Scored a career-high seven points at Iowa
21	JaMichael Goodin	G	6-0	Fr.	Monroe, La. (Wossman HS)	0.0	0.5	Joined the team as a walk-on in September
22	Lawrence Gilbert	F	6-7	Sr.	New Orleans, La. (Univ. of Miami, Fla.)	11.1	6.1	Second in the Sun Belt in free throw shooting (87.0%)
23	Steven McClellan	F	6-7	Fr.	Fresno, Calif. (Edison HS)	4.9	5.0	Scored career-high 13 in first career start vs. SFA
24	Hugh Mingo	G	6-3	Jr.	West Monroe, La. (West Monroe HS)	13.1	4.4	Seven steals vs. Centenary; third most in ULM history
41	Fabio Ribeiro	C	6-10	Jr.	Caetanopolis, Brazil (New Mexico JC)	1.8	3.6	Grabbed a career-best 10 rebounds at Texas Tech
55	Fred Brown	G	6-2	Jr.	West Palm Beach, Fla. (Kansas State)	15.1	2.9	Leads Sun Belt in 3-pt FGs per game (2.6)

possible starters in *italics*

UNIVERSITY INFORMATION

Name..... ULM (University of Louisiana at Monroe)
Location..... Monroe, La.
Founded 1931
Enrollment 9,004
Nickname/Mascot Warhawks/ACE
School Colors Maroon & Gold
President..... Dr. Nick J. Bruno
Athletics Director..... Bobby Staub
Associate Athletic Director..... Doug Mosley
Conference..... Sun Belt
Affiliation NCAA Division I

HOME COURT INFORMATION

Facility..... Fant-Ewing Coliseum
Capacity 7,000
Opened 1971
Playing Surface..... Maple
All-Time Record..... 379-133 (.740)
Championship Tournaments Hosted 10
Press Row Phone (318) 342.6920

PROGRAM INFORMATION

First Season..... 1951-52 (2-15)
Total Seasons 59
All-Time Record 889-731 (.548)
All-Time Conference Record 381-303 (.557)
 Gulf States (18 Seasons) 100-98
 Atlantic Sun (4 Seasons) 23-11
 Southland (24 Seasons) 231-149
 Sun Belt (3 Seasons) 27-45
Winning Seasons 38
 Last..... 2006-07 (18-14)
20+ Win Seasons..... 10
 Last..... 2001-02 (20-12)
Conference Championship Seasons..... 12
 Season/Tournament/Both..... 10/2/5
 Last..... 1996-97 (Regular Season)
NCAA Tournament Appearances..... 7
 Last..... 1995-96 (Wake Forest: L, 62-50)
 All-Time Record 1-7
NIT Appearances..... 1
 Last..... 1978-79 (at Virginia: L, 79-78)
 All-Time Record 0-1

2009-10 SEASON RECAP

Season Record 12-19 (.387)
 Sun Belt Record 6-12 (.333)
 Finish 5th West/10th Overall
 Sun Belt Tournament Record..... 1-1 (.500)
 Non-Conference Record 6-7 (.462)
Starters R/L..... 1/4
Letterwinners R/L 2/8
Newcomers (HS/TR)..... 8 (5/3)

COACHING STAFF INFORMATION

Head Coach Keith Richard
 Alma Mater ULM, 1982
 Years at ULM First Season (10th Overall)
 Record..... 153-124 Overall
 3-7 at ULM
Assistant Coach..... Robert Lee
 Alma Mater Nicholls State, 1991
 Years at ULM First Season
Assistant Coach..... Cord Wright
 Alma Mater Limestone College, 2002
 Years at ULM First Season
Director of Basketball Operations Brandon Roberts
Best Time to Call Staff Contact SID

Mingo Earns Sun Belt Weekly Honor

Guard Hugh Mingo became ULM's second ever Sun Belt Player of the Week and first in three years when the league honored him on Tuesday for his work in ULM's victory over Centenary. He scored 27 points, pulled down seven rebounds and had seven steals in the victory. Tony Hooper was the last Warhawk to earn the award back on Dec. 4, 2007.

The Mingo Machine

Hugh Mingo has been putting on precision -- machine-like -- performances over the past seven games. After shooting just 22.7 percent (5-of-22) from the field and averaging 5.0 points in the first three games of the season, Mingo has averaged 16.6 points and shot 51.2 percent (43-of-84) over the past seven games.

He put together his best performance of the season the last time out; Mingo scored 27 points, pulled down seven rebounds and tallied seven steals against Centenary. **Mingo's seven steals were the third most in ULM history and the third most in the NCAA this season.**

NCAA Individual Steals Game-High 2010-11

- | | |
|-----------------------------------|------------------------|
| 1. Chris Singleton, Florida State | 10 vs. UNC Greensboro |
| 2. Stephen Holt, St. Mary's | 9 vs. College of Idaho |
| 3. Hugh Mingo, ULM | 7 vs. Centenary |

Sykes is a Beast on the Offensive Boards

Senior forward Tommie Sykes enters Wednesday's game at UTEP ranked fifth in the NCAA in offensive rebounds with 43 through the first 10 games. His 4.3 per-game average is first in the Sun Belt.

NCAA Offensive Rebounding Leaders:

- | | |
|-----------------------------------|-----------|
| 1. Kenneth Faried, Morehead State | 54 |
| 2. John Brown, Liberty | 51 |
| 3. Eli Holman, Detroit | 45 |
| Rick Jackson, Syracuse | 45 |
| 5. Tommie Sykes, ULM | 43 |
| Jordan Williams, Maryland | 43 |

Playing Defense

The Warhawks lead the Sun Belt and rank in the top 65 percent of the NCAA in scoring defense. Opponents are scoring just 64.8 points per game this season. ULM has held opponents under 60 points four times (3-1) and under 70 points eight times (3-5).

Pounding the Boards

The Warhawks rank second in the Sun Belt in rebounding margin (+2.0) and second in the league holding opponents to just 33.0 rebounds per game. A lot of their rebounding success can be traced to the fact that opponents are getting an offensive rebound only 29.1 percent of the time; the second smallest margin in the Sun Belt.

Sykes Named to All-Tournament Team

Tommie Sykes was named to the All-Tournament Team at the Global Sports Roundball Classic after averaging 15.7 points and 8.7 rebounds per game during the three-game tournament. Sykes scored a season-best 19 points against South Dakota (Nov. 28) and grabbed at least eight rebounds in each game during the tournament.

Nearly No Subs in Normal

ULM played nearly the entire second half against Illinois State (Nov. 27) without making a substitution. The Warhawks starting five of forwards Lawrence Gilbert and Tommie Sykes, center Fabio Ribeiro and guards Fred Brown and Hugh Mingo played the entire half until Sykes fouled out with less than a second to play. ULM outscored Illinois State in the half, 37-26.

The Familiar Four

Fred Brown, Lawrence Gilbert, Hugh Mingo and Tommie Sykes are becoming familiar faces on the court for ULM this season as each is averaging over 31 minutes played per game. Brown (35.6) is second in the Sun Belt in minutes per game while Mingo (34.6) is fourth and Gilbert (34.2) is fifth. Sykes is just outside the top-10 at 31.3 minutes per contest. Only North Texas has more than one player in the top 10 in minutes played.

The Elusive Double-Double

Tommie Sykes has been on the cusp of a double-double in each of the past six games for ULM. Sykes, who scored in double figures in ULM's first six contests, had eight rebounds against Jacksonville State (Nov. 26) and nine against both Illinois State (Nov. 27) and South Dakota (Nov. 28). At Kent State (Dec. 2), Sykes got to 10 rebounds, but fell short in the scoring category, missing double figures for the first time this season as he finished with six points. The past two games Sykes has reached eight rebounds, and a combined 10 points. Sykes has just one double-double in his career, last season against Denver (Jan. 16, 2010).

Warhawks in the National Rankings

The third national rankings of the season came out this past Monday and ULM has a pair of top-82 individual rankings. Fred Brown ranks 64th in the NCAA averaging 2.6 made 3-point field goals per contest; Ravern Johnson of Mississippi State leads the country with 4.1 makes per game. Brown also ranks 82nd in the NCAA shooting 37.5 percent from 3-point range; Northwestern's John Shurna leads with a 66.7 percentage.

About UTEP

UTEP has won six of its last seven games after dropping its season opener to Pacific. The Miners are 4-1 at home this season and have won their last two home contests by an average of 20.0 points against Arkansas-Pine Bluff and New Mexico State.

Randy Culpepper ranks third in C-USA averaging 19.3 points a game to lead a trio of Miners in double figures. Christian Polk and Jeremy Williams average 12.1 and 11.3 points per game, respectively, while Julian Stone leads the team averaging 6.5 rebounds a contest.

The Miners have struggled on the boards this season and rank second-to-last in C-USA with a -2.9 rebounding margin.

All-time versus UTEP

This will be just the second all-time meeting between ULM and UTEP. The Miners defeated the Warhawks 59-39 in El Paso during the 1973-74 season.

Richard versus UTEP

Keith Richard is 4-6 all-time against UTEP as a head coach.

Richard vs. Louisiana

ULM head coach Keith Richard is 25-17 all-time against schools from the state of Louisiana. The Warhawks have already played Louisiana Tech and Centenary this season and have a pair of games against UL-Lafayette remaining this season.

McClellan Breaks Out Against Stephen F. Austin

After seeing his playing time increase in each of the first three games of the season, freshman Steven McClellan got the starting nod in the fourth game of the year against Stephen F. Austin (Nov. 23). McClellan responded with a career-best 13 points in 22 minutes of action. McClellan suffered an ankle injury late in that contest against Stephen F. Austin, missed the next three games and returned at Kent State (Dec. 2). He started his second career game at La. Tech and scored four points in 15 minutes.

Sykes without a Free Throw for First Time in 24 Games

Tommie Sykes went 0-of-2 from the free-throw line at Kent State (Dec. 2), marking the first time since Jan. 2, of last season (against UALR) that Sykes was held without a free throw made in a game. Sykes has made 32 free throws through nine games this season, 13 more than the next-highest Warhawk, Lawrence Gilbert.

Brown Earns a Pair of Preseason Newcomer of the Year Honors

Fred Brown, in his first season at ULM following two years at Kansas State, has been named the Sun Belt Newcomer of the Year by both The Sporting News and Rivals.com. Brown played two seasons at Kansas State, averaging 8.1 points, 1.6 rebounds and 1.3 assists per game as a sophomore. Brown sat out last season while at ULM following his transfer.

Warhawks Selected Sixth in West Division in Sun Belt Preseason Poll

ULM was selected to finish sixth in the West Division of the Sun Belt Conference in the preseason coaches' poll. North Texas was picked to win the Sun Belt West while Western Kentucky was tabbed as the favorite in the Sun Belt East. WKU's Sergio Kersch was

ULM ATHLETIC MEDIA RELATIONS POLICIES

Media Services

- In an effort to serve members of the media, the ULM Media Relations Department will, within reason and to the best of its ability, service all requests. However all requests, including coverage of all games at Fant-Ewing Coliseum, must be made 24-48 hours in advance.

- Photographs of student-athletes or coaches will be made available for print or online media outlets unable to shoot a Warhawk basketball game. Photo credits must always read "Photograph courtesy ulmwarhawks.com."

ULM Practices

- Players and coaches may be made available for members of the media following the conclusion of practice sessions upon request. Media members are asked to make contact with the ULM Media Relations Department ((Adam Prendergast/318.342.5463) at least 24 hours in advance to ensure availability of players and coaches.

Interview Procedures - ULM Coaches

- ULM head coach Keith Richard is available for interviews, both over the phone and in person, most days between 9 a.m. and noon or after practice in the evening. Interview requests must be made at least 24 hours in advance through the ULM Media Relations Department (Adam Prendergast/318.342.5463).

- Richard will NOT be available for interview requests from print media on competition days before the game. For radio broadcasts doing a live or taped pre-game show, Richard will be available upon arrival at the game site if request is made in advance. Please contact the ULM Media Relations Department (Adam Prendergast/318.342.5463) 24 hours in advance to ensure availability.

Interview Procedures - ULM Student-Athletes

- All interviews of student-athletes must be conducted through the ULM Media Relations Department (Adam Prendergast/318.342.5463). Depending on class schedules, student-athletes can be made available before practice upon request and availability. Student-athletes will be made available, by request, following the conclusion of practice each day. To ensure this availability, please contact or give notice at least 24 hours in advance.

- The ULM locker room is closed to all members of the media - NO EXCEPTIONS! Student-athletes will be made available to members of the media on the court following practice or in the interview room following games.

- To ensure privacy for all ULM student-athletes, no individual cell phone or e-mail addresses will be provided for members of the media.

Post-Game Interviews

- Following the conclusion of each game, requested members of the Warhawk men's basketball team - including coaches and players - will be made available in a location to be determined inside of Fant-Ewing Coliseum. Members of the media are asked to make their student-athlete interview requests prior to the end of the game. If requests necessitate it, opposing players and coaches may also be made available.

CAREER TOTALS FOR CURRENT WARHAWKS

POINTS

Lawrence Gilbert	702
Fred Brown.....	501
Tommie Sykes.....	432
Hugh Mingo.....	131
Marcelis Hansberry	40
Steven McClellan	35
Fabio Ribeiro	24
R.J. McCray	13
Christian Bibi Ndongo	11
Charles Winborne.....	3
Ife Eke.....	0
JaMichael Goodin.....	0
Lonell Reeves	0

REBOUNDS

Lawrence Gilbert	346
Tommie Sykes.....	239
Fred Brown.....	112
Fabio Ribeiro	45
Hugh Mingo.....	44
Steven McClellan	34
Marcelis Hansberry	17
Christian Bibi Ndongo	15
R.J. McCray	7
Ife Eke.....	2
Charles Winborne.....	1
JaMichael Goodin.....	1
Lonell Reeves	0

ASSISTS

Fred Brown.....	91
Lawrence Gilbert	65
Tommie Sykes.....	25
Marcelis Hansberry	23
Hugh Mingo.....	10
R.J. McCray	7
Steven McClellan	4
Christian Bibi Ndongo	1
Fabio Ribeiro	1
Charles Winborne.....	0
Ife Eke.....	0
JaMichael Goodin.....	0
Lonell Reeves	0

STEALS

Fred Brown.....	50
Lawrence Gilbert	50
Tommie Sykes.....	35
Hugh Mingo.....	14
Marcelis Hansberry	8
Steven McClellan	4
Christian Bibi Ndongo	2
R.J. McCray	1
Charles Winborne.....	1
Fabio Ribeiro	1
Ife Eke.....	0
JaMichael Goodin.....	0
Lonell Reeves	0

BLOCKS (TOP FIVE ONLY)

Lawrence Gilbert	20
Tommie Sykes.....	9
Fred Brown.....	6
Fabio Ribeiro	4
Hugh Mingo.....	3
Christian Bibi Ndongo	3

selected as the Preseason Conference Player of the Year.

ULM Among Least Experienced Teams in the Country

Three Warhawks (Lawrence Gilbert, Tommie Sykes and Fabio Ribeiro) saw time at ULM last season (Ribeiro played in just six games before taking a medical redshirt). According to research by USC-Upstate Media Relations, only Iowa State has less returning players on its roster (2). Boston University and ULM each have three while Detroit, Kentucky, USC Upstate and Texas-San Antonio each have four.

In research done by the Kentucky Media Relations department, just six schools have less total seasons of Division I playing experience. ULM has seven total seasons of Division I experience (Lawrence Gilbert 3, Fred Brown 2, Tommie Sykes and Fabio Ribeiro 1 each). Eastern Washington has the fewest in the nation with four, Sacramento State and UT Arlington have five, Idaho, Radford and Cal-State Fullerton have six and ULM is tied with San Francisco and UC Riverside with seven.

Trio of Redshirts Return

Fabio Ribeiro, Fred Brown and Hugh Mingo were members of the ULM program last season, but each of the three missed all, or most, of last season due to a redshirt. Fabio Ribeiro played in six games before taking a medical redshirt due to a reoccurring foot ailment. Fred Brown took a redshirt last season following his transfer from Kansas State and Hugh Mingo was forced to take a redshirt after surgery on both of his shins caused him to miss the entire season.

ULM Signs Six During the Summer

First-year head coach Keith Richard signed six newcomers this summer, including a four-year transfer, a junior college transfer and four freshmen. Richard signed Loyola-Chicago transfer Charles Winborne (Shreveport, La.), junior college transfer Christian Bibi Ndongo (Yaounde, Cameroon), and freshmen Ife Eke (Lagos, Nigeria), Marchelis Hansberry (Jackson, Miss.), Steven McClellan (Fresno, Calif.) and R.J. McCray (Grand Prairie, Texas).

SCHOOLS WITH THE LEAST RETURNING PLAYERS

Iowa State	2
ULM	3
Boston University	3
Detroit	4
Kentucky	4
South Carolina Upstate	4
Texas-San Antonio	4

Research conducted by USC Upstate Media Relations.

ULM figure includes Fabio Ribeiro (six games last season before medical redshirt).

FEWEST YEARS OF DIVISION I EXPERIENCE ENTERING 2010-11

Eastern Washington	4
Sacramento State	5
Texas-Arlington	5
Idaho	6
Radford	6
ULM	7
Cal State Fullerton	6
San Francisco	7
UC Riverside	7

Research conducted by Kentucky Media Relations.

ULM figure includes Fabio Ribeiro (six games last season before medical redshirt).

MISC. STATS

Largest halftime lead	5, three times, last: Centenary (Dec. 11, 2010)
Largest halftime deficit	15, at Illinois State (Nov. 27, 2010)
.....	15, vs. South Dakota (Nov. 28, 2010)
Largest halftime lead surrendered to lose	5, Stephen F. Austin (Nov. 23, 2010)
Largest halftime deficit overcome to win.....	N/A
Largest lead at any time.....	17, SE Oklahoma State (Nov. 20, 2010)
Largest deficit at any time.....	31, (at Iowa, Nov. 16., 2010)
Largest lead surrendered to lose	7, twice, last: Stephen F. Austin (Nov. 23, 2010)
Largest deficit overcome to win	7, SE Oklahoma State (Nov. 20, 2010)
Largest margin of victory	14, Centenary (Dec. 11, 2010)
Largest margin of defeat	28, (at Iowa, Nov. 16, 2010)
Most points scored in a half.....	42 (Second Half), SE Oklahoma State (Nov. 20, 2010)
Fewest points scored in a half.....	18 (First Half), at Iowa, Nov. 16, 2010)
.....	18 (First Half), at Illinois State (Nov. 27, 2010)
Most points allowed in a half.....	48 (Second Half), at Texas Tech (Nov. 12, 2010)
Fewest points allowed in a half	19 (First Half), vs. Centenary (Dec. 11, 2010)

Warhawks Add Two Walk-Ons in September

Lonell Reeves and JaMichael Goodin joined the ULM program during open walk-on try-outs in September. Nearly 20 hopefuls tried out on Sept. 15 for the ULM coaching staff and Reeves and Goodin were retained. Reeves, a junior, played one season at Danville Area CC and one season at Illinois-Springfield. Goodin, a freshman, is a native of Monroe and attended Wossman High School.

Richard Fills Out First ULM Staff

First year ULM head coach Keith Richard has assembled an entirely new coaching staff for his first season in charge at his alma mater. Richard added Cord Wright and Robert Lee as assistant coaches as well as Brandon Roberts as a graduate assistant coach. Wright had been on staff at North Alabama for the past seven seasons, the last five as an assistant coach. Lee had been at UL-Lafayette for the past 14 seasons, the last six as the head coach. Roberts played at ULM (2005-09) and was a graduate assistant at Texas Tech last season.

ULM Signs Ladarius Horton for 2011-12

ULM head coach Keith Richard announced (Nov. 18) the signing of Ladarius Horton to a National Letter of Intent to join the ULM program in the 2011-12 season. Horton, a sophomore at Marion Military Institute in Marion, Ala., averaged 4.3 points and 2.0 assists per game last season at Marion Military. Horton averaged 15 points, seven assists, four rebounds and three steals per game as a senior at Huntsville HS.

2010-11 ROSTER

NUMERICAL ROSTER

##	Name	Pos.	Class	HT	WT	Hometown/Previous School
2	Ife Eke	F	Fr.	6-7	215	Lagos, Nigeria/Norhwest Rankin HS
5	Christian Bibi Ndongo	F	Jr.	6-9	195	Yaounde, Cameroon/John Wood CC
10	Marcelis Hansberry	G	Fr.	6-0	180	Jackson, Miss./Provine HS
11	Charles Winborne*	G	So.	6-0	170	Shreveport, La./Loyola-Chicago
12	Lonell Reeves	G	Jr.	5-10	177	Springfield, Ill./Danville Area CC
13	Tommie Sykes	F	Sr.	6-4	205	Philadelphia, Pa./Odessa CC
15	R.J. McCray	G	Fr.	6-2	180	Grand Prairie, Texas/Grace Prep Academy
21	JaMichael Goodin	G	Fr.	6-0	175	Monroe, La./Wossman HS
22	Lawrence Gilbert	F	Sr.	6-7	210	New Orleans, La./U. of Miami
23	Steven McClellan	F	Fr.	6-7	237	Fresno, Calif./Edison HS
24	Hugh Mingo	G	Jr.	6-3	175	Monroe, La./South Plains CC
41	Fabio Ribeiro	C	Jr.	6-10	245	Caetanopolis, Brazil/New Mexico JC
55	Fred Brown	G	Jr.	6-2	190	West Palm Beach, Fla./Kansas State

* will sit out the 2010-11 season following a transfer from Loyola University-Chicago

ALPHABETICAL ROSTER

##	Name	Pos.	Class	HT	WT	Hometown/Previous School
5	Christian Bibi Ndongo	F	Jr.	6-9	195	Yaounde, Cameroon/John Wood CC
55	Fred Brown	G	Jr.	6-2	190	West Palm Beach, Fla./Kansas State
2	Ife Eke	F	Fr.	6-7	215	Lagos, Nigeria/Norhwest Rankin HS
22	Lawrence Gilbert	F	Jr.	6-7	210	New Orleans, La./U. of Miami
21	JaMichael Goodin	G	Fr.	6-0	175	Monroe, La./Wossman HS
10	Marcelis Hansberry	G	Fr.	6-0	180	Jackson, Miss./Provine HS
23	Steven McClellan	F	Fr.	6-7	237	Fresno, Calif./Edison HS
15	R.J. McCray	G	Fr.	6-2	180	Grand Prairie, Texas/Grace Prep Academy
24	Hugh Mingo	G	Jr.	6-3	175	Monroe, La./South Plains CC
12	Lonell Reeves	G	Jr.	5-10	177	Springfield, Ill./Danville Area CC
41	Fabio Ribeiro	C	Jr.	6-10	245	Caetanopolis, Brazil/New Mexico JC
13	Tommie Sykes	F	Jr.	6-4	205	Philadelphia, Pa./Odessa CC
11	Charles Winborne*	G	So.	6-0	170	Shreveport, La./Loyola-Chicago

* will sit out the 2010-11 season following a transfer from Loyola University-Chicago

COACHING STAFF

Head Coach: Keith Richard (First Season at ULM)

Assistant Coach: Robert Lee (First Season at ULM)

Assistant Coach: Cord Wright (First Season at ULM)

Graduate Assistant: Brandon Roberts (First Season at ULM)

PRONUNCIATION GUIDE

Coaches	First Name	Last Name
Keith Richard	-----	Re - CHARD

Players	First Name	Last Name
Christian Bibi Ndongo	-----	be -be DONGO
Ife Eke	if - E	E - kay
Fabio Ribeiro	-----	rib - ARROW
Tommie Sykes	-----	sikes

BY CLASS

Seniors.....	Lawrence Gilbert
.....	Tommie Sykes
Juniors.....	Christian Bibi Ndongo
.....	Fred Brown
.....	Hugh Mingo
.....	Lonell Reeves
.....	Fabio Ribeiro
Sophomore.....	Charles Winborne
Freshmen.....	Ife Eke
.....	JaMichael Goodin
.....	Marcelis Hansberry
.....	Steven McClellan
.....	R.J. McCray

BY POSITION

Guards.....	Fred Brown
.....	JaMichael Goodin
.....	Marcelis Hansberry
.....	R.J. McCray
.....	Hugh Mingo
.....	Lonell Reeves
.....	Charles Winborne
Forwards.....	Christian Bibi Ndongo
.....	Ife Eke
.....	Lawrence Gilbert
.....	Steven McClellan
.....	Tommie Sykes
Center.....	Fabio Ribeiro

BY HEIGHT

5-10.....	Lonell Reeves
6-0.....	JaMichael Goodin
.....	Marcelis Hansberry
.....	Charles Winborne
6-2.....	Fred Brown
.....	R.J. McCray
6-3.....	Hugh Mingo
6-4.....	Timmie Sykes
6-7.....	Ife Eke
.....	Lawrence Gilbert
.....	Steven McClellan
6-9.....	Christian Bibi Ndongo
6-10.....	Fabio Ribeiro

TV/RADIO ROSTER

#2 Ife Eke



- Freshman
- Forward
- 6-7 • 215
- Lagos, Nigeria
- Northwest Rankin HS

#5 Christian Bibi Ndongo



- Junior
- Forward
- 6-9 • 195
- Yaounde, Cameroon
- John Wood CC

#10 Marcelis Hansberry



- Freshman
- Guard
- 6-0 • 180
- Jackson, Miss.
- Provine HS

#11 Charles Winborne



- Sophomore
- Guard
- 6-0 • 170
- Shreveport, La.
- Loyola-Chicago

#12 Lonell Reeves



- Junior
- Guard
- 5-10 • 177
- Springfield, Ill.
- Danville Area CC

#13 Tommie Sykes



- Senior
- Forward
- 6-4 • 205
- Philadelphia, Pa.
- Odessa College

#15 R.J. McCray



- Freshman
- Guard
- 6-2 • 180
- Grand Prairie, Texas
- Grace Prep Academy

#21 JaMichael Goodin



- Freshman
- Guard
- 6-0 • 175
- Monroe, La.
- Wossman HS

#22 Lawrence Gilbert



- Senior
- Forward
- 6-7 • 210
- New Orleans, La.
- University of Miami

#23 Steven McClellan



- Freshman
- Forward
- 6-7 • 237
- Fresno, Calif.
- Edison HS

#24 Hugh Mingo



- Junior
- Guard
- 6-3 • 175
- West Monroe, La.
- South Plains College

#41 Fabio Ribeiro



- Junior
- Center
- 6-10 • 245
- Caetanopolis, Brazil
- New Mexico JC

#55 Fred Brown



- Junior
- Guard
- 6-2 • 190
- West Palm Beach, Fla.
- Kansas State

Head Coach Keith Richard



- First Season at ULM
- 10th Season Overall
- Record: 152-124
- ULM '82

INSIDE THE NUMBERS

ULM BASKETBALL STATISTICAL BREAKDOWN

TEAM	GAMES	FG-FGA	PCT.	3F-3PA	PCT.	FT-FTA	PCT.	O-D	TOT	AVG.	FOUL	DQ	AST	AVG	TO	BLK	STL	PTS	AVG
OVERALL (3-7)	10	215-555	.387	57-186	.306	103-156	.660	123-227	350	35.0	179	6	102	10.2	160	20	71	590	59.0
HOME (2-1)	3	66-167	.395	15-51	.294	47-72	.653	46-67	113	37.7	55	2	26	8.7	45	8	27	194	64.7
AWAY (0-5)	5	107-281	.381	30-100	.300	29-48	.604	54-117	171	34.2	86	4	56	11.2	85	8	33	273	54.6
NEUTRAL (1-1)	2	42-107	.393	12-35	.343	27-36	.750	23-43	66	33.0	38	0	20	10.0	30	4	11	123	61.5
NON-CONF CONFERENCE	10	215-555	.387	57-186	.306	103-156	.660	123-227	350	35.0	179	6	102	10.2	160	20	71	590	59.0

INSIDE THE NUMBERS

RECORD BY VENUE	2010-11 Overall	2010-11 Sun Belt	2009-10 Overall	2009-10 Sun Belt
Overall	3-7		12-19	6-12
Home (Fant-Ewing Coliseum)	2-1		8-6	4-5
Away	0-5		3-12	2-7
Neutral	1-1		1-1	0-0

RECORD BY HALFTIME	2010-11 Overall	2010-11 Sun Belt	2009-10 Overall	2009-10 Sun Belt
When ULM leads at halftime	3-1		8-2	3-1
When ULM trails at halftime	0-6		3-17	2-11
When ULM is tied at halftime			1-0	1-0

RECORD BY SCORING OFFENSE	2010-11 Overall	2010-11 Sun Belt	2009-10 Overall	2009-10 Sun Belt
When ULM scores 100+ points			0-0	0-0
When ULM scores 90-99 points			1-0	0-0
When ULM scores 80-89 points			1-3	0-1
When ULM scores 70-79 points	1-0		4-4	0-3
When ULM scores 60-69 points	1-3		5-8	5-5
When ULM scores 50-59 points	1-3		0-3	0-3
When ULM scores 40-49 points	0-1		1-1	1-0
When ULM scores 30-39 points			0-0	0-0

RECORD BY SCORING DEFENSE	2010-11 Overall	2010-11 Sun Belt	2009-10 Overall	2009-10 Sun Belt
When opponent scores 100+ points			0-0	0-0
When opponent scores 90-99 points			0-2	0-0
When opponent scores 80-89 points	0-1		0-4	0-3
When opponent scores 70-79 points	0-1		3-9	0-6
When opponent scores 60-69 points	0-4		5-5	2-4
When opponent scores 50-59 points	2-1		2-0	2-0
When opponent scores 40-49 points	1-0		1-0	1-0

OVERTIME RECORD	2010-11 Overall	2010-11 Sun Belt	2009-10 Overall	2009-10 Sun Belt
Overtime			0-0	0-0
Double Overtime			0-0	0-0
Triple Overtime			0-0	0-0

RECORD BY MONTH	2010-11 Overall	2010-11 Sun Belt	2009-10 Overall	2009-10 Sun Belt
November	2-5		3-3	0-0
December	1-2		2-6	0-3
January			4-5	4-5
February			2-4	2-4
March			1-1	0-0

INSIDE THE NUMBERS

FIELD GOAL PERCENTAGE	2010-11	2009-10
When ULM leads in FG%, ULM is	1-0	7-3
When opponent leads in FG%, ULM is	2-7	5-16
When game ends tied in FG%, ULM is		0-0

3-POINT FIELD GOAL PERCENTAGE	2010-11	2009-10
When ULM leads in 3FG%, ULM is	2-2	7-6
When opponent leads in 3FG%, ULM is	1-5	5-12
When game ends tied in 3FG%, ULM is		0-1

FREE THROW PERCENTAGE	2010-11	2009-10
When ULM leads in FT%, ULM is	3-3	7-9
When opponent leads in FT%, ULM is	0-4	5-9
When game ends tied in FT%, ULM is		0-1

REBOUNDING	2010-11	2009-10
When ULM leads in rebounds, ULM is	2-4	7-8
When opponent leads in rebounds, ULM is	0-2	5-8
When game ends tied in rebounds, ULM is	1-1	0-3

ASSISTS	2010-11	2009-10
When ULM leads in assists, ULM is	1-0	5-0
When opponent leads in assists, ULM is	1-6	5-16
When game ends tied in assists, ULM is	1-1	2-3

BLOCKS	2010-11	2009-10
When ULM leads in blocks, ULM is	1-1	6-6
When opponent leads in blocks, ULM is	1-5	5-12
When game ends tied in blocks, ULM is	1-1	1-1

STEALS	2010-11	2009-10
When ULM leads in steals, ULM is	1-2	6-7
When opponent leads in steals, ULM is	1-4	3-11
When game ends tied in steals, ULM is	1-1	3-1

TURNOVERS	2010-11	2009-10
When ULM has more turnovers, ULM is	1-5	6-13
When opponent has more turnovers, ULM is	2-1	5-4
When game ends tied in turnovers, ULM is	0-1	1-2

FOULS	2010-11	2009-10
When ULM has more fouls, ULM is	1-6	3-10
When opponent has more fouls, ULM is	2-0	8-6
When game ends tied in fouls, ULM is	0-1	1-3

INSIDE THE NUMBERS

TIME ON THE COURT

PLAYER	CAREER GAMES	CAREER STARTS	CONSEC GAMES	CONSEC STARTS
Lawrence Gilbert (Sr.)	85	59	65	10
Fred Brown (Jr.)	69	10	2	2
Tommie Sykes (Sr.)	41	17	41	14
Fabio Ribeiro (Jr.)	16	9	10	0
Hugh Mingo (Jr.)	10	9	10	7
Marcelis Hansberry (Fr.)	10	4	10	1
Christian Bibi Ndongo (Jr.)	9	0	0	0
Charles Winborne (So.)	7	0	0	0
R.J. McCray (Fr.)	7	0	1	0
Steven McClellan (Fr.)	7	2	3	0
Ife Eke (Fr.)	2	0	0	0
JaMichael Goodin (Fr.)	2	0	1	0
Lonell Reeves (Jr.)	0	0	0	0

LED ULM IN ... SCORING

	2006-07	2007-08	2008-09	2009-10	2010-11	CAREER
Lawrence Gilbert (Sr.)	-	-	6	5	1	12
Tommie Sykes (Sr.)	-	-	-	5	3	8
Hugh Mingo (Jr.)	-	-	-	-	4	4
Fred Brown (Jr.)	-	-	-	-	3	3

LED ULM IN ... REBOUNDING

	2006-07	2007-08	2008-09	2009-10	2010-11	CAREER
Tommie Sykes (Sr.)	-	-	-	11	5	16
Lawrence Gilbert (Sr.)	-	-	5	7	3	15
Fabio Ribeiro (Jr.)	-	-	-	0	2	2
Steven McClellan (Fr.)	-	-	-	-	1	2
Hugh Mingo (Jr.)	-	-	-	-	1	1

LED ULM IN ... ASSISTS

	2006-07	2007-08	2008-09	2009-10	2010-11	CAREER
Fred Brown (Jr.)	-	-	-	-	5	5
Marcelis Hansberry (Fr.)	-	-	-	-	4	4
R.J. McCray (Fr.)	-	-	-	-	2	2
Tommie Sykes (Sr.)	-	-	-	1	-	1
Lawrence Gilbert (Sr.)	-	-	0	0	1	1
Hugh Mingo (Jr.)	-	-	-	-	1	1

LED ULM IN ... BLOCKS

	2006-07	2007-08	2008-09	2009-10	2010-11	CAREER
Lawrence Gilbert (Sr.)	-	-	4	1	2	7
Tommie Sykes (Sr.)	-	-	-	2	2	4
Christian Bibi Ndongo (Jr.)	-	-	-	-	2	2
Fabio Ribeiro (Jr.)	-	-	-	1	1	2
Steven McClellan (Fr.)	-	-	-	-	1	1
Hugh Mingo (Jr.)	-	-	-	-	1	1
Fred Brown (Jr.)	-	-	-	-	1	1

LED ULM IN ... STEALS

	2006-07	2007-08	2008-09	2009-10	2010-11	CAREER
Tommie Sykes (Sr.)	-	-	-	5	5	10
Lawrence Gilbert (Sr.)	-	-	4	4	1	9
Fred Brown (Jr.)	-	-	-	-	4	4
Hugh Mingo (Jr.)	-	-	-	-	2	2
Marcelis Hansberry (Fr.)	-	-	-	-	1	1

INSIDE THE NUMBERS

DOUBLE-DIGIT SCORING

	06-07	07-08	08-09	09-10	10-11	CAREER
Lawrence Gilbert (Sr.)	1	-	16	16	6	39
Tommie Sykes (Sr.)	-	-	-	15	6	21
Fred Brown (Jr.)	-	2	10	-	6	18
Hugh Mingo (Jr.)	-	-	-	-	7	7
Steven McClellan (Fr.)	-	-	-	-	1	1

20+ POINT GAMES

	06-07	07-08	08-09	09-10	10-11	CAREER
Fred Brown (Jr.)	-	1	2	-	2	5
Tommie Sykes (Sr.)	-	-	-	2	-	2
Lawrence Gilbert (Sr.)	0	-	1	0	-	1
Hugh Mingo (Jr.)	-	-	-	-	1	1

30+ POINT GAMES

	06-07	07-08	08-09	09-10	10-11	CAREER
none						

7+ REBOUND GAMES

	06-07	07-08	08-09	09-10	10-11	CAREER
Tommie Sykes (Sr.)	-	-	-	11	7	18
Lawrence Gilbert (Sr.)	0	-	6	7	6	17
Steven McClellan (Fr.)	-	-	-	-	3	3
Hugh Mingo (Jr.)	-	-	-	-	3	3
Fabio Ribeiro (Jr.)	-	-	-	0	2	2
Fred Brown (Jr.)	-	0	1	-	-	1

10+ REBOUND GAMES

	06-07	07-08	08-09	09-10	10-11	CAREER
Lawrence Gilbert (Sr.)	0	-	3	1	-	4
Tommie Sykes (Sr.)	-	-	-	1	1	2
Fabio Ribeiro (Jr.)	-	-	-	0	1	1

5+ ASSIST GAMES

	06-07	07-08	08-09	09-10	10-11	CAREER
Fred Brown (Jr.)	-	0	1	-	3	4
Marcelis Hansberry (Fr.)	-	-	-	-	2	2

10+ ASSIST GAMES

	06-07	07-08	08-09	09-10	10-11	CAREER
none						

3+ STEAL GAMES

	06-07	07-08	08-09	09-10	10-11	CAREER
Tommie Sykes (Sr.)	-	-	-	1	4	4
Fred Brown (Jr.)	-	1	0	-	3	4
Lawrence Gilbert (Sr.)	0	-	1	2	-	3
Hugh Mingo (Jr.)	-	-	-	-	1	1
Marcelis Hansberry (Fr.)	-	-	-	-	1	1

3+ BLOCK GAMES

	06-07	07-08	08-09	09-10	10-11	CAREER
Lawrence Gilbert (Sr.)	0	-	1	0	-	1

5+ BLOCK GAMES

	06-07	07-08	08-09	09-10	10-11	CAREER
none						

ULM IN THE SUN BELT RANKINGS
(AS OF DEC. 12; 12 TEAMS)

	ALL GAMES	RANK
Scoring Offense	59.0	11th
Scoring Defense	64.8	1st
Scoring Margin	-5.8	9th
Free Throw Percentage	.660	8th
Field Goal Percentage	.387	11th
Field Goal Defense	.449	9th
3-Point Field Goal Percentage	.306	10th
3-Point Field Goal Defense	.363	7th
3-Point Field Goal Made	5.7	6th
Rebounding Offense	35.0	9th
Rebounding Defense	33.0	2nd
Rebounding Margin	+2.0	2nd
Offensive Rebounds	12.3	7th
Defensive Rebounds	22.7	11th
Blocks	2.0	12th
Assists	10.2	11th
Steals	7.1	6th
Turnover Margin	-0.9	11th
Assist/Turnover Ratio	0.6	11th

INDIVIDUALS IN THE SUN BELT RANKINGS
(AS OF DEC. 12)

	ALL GAMES	RANK
Scoring		
Fred Brown	15.1	4th
Hugh Mingo	13.1	13th
Lawrence Gilbert	11.1	T-21st
Tommie Sykes	11.0	23rd
Rebounding		
Tommie Sykes	7.4	6th
Lawrence Gilbert	6.1	12th
Field Goal Percentage (min. 3.0 made per game)		
none ranked		
Assists		
Fred Brown	3.5	7th
Free Throw Percentage (min. 2.0 made per game)		
Lawrence Gilbert	.870	2nd
Steals		
Fred Brown	1.9	T-4th
Tommie Sykes	1.6	T-8th
Hugh Mingo	1.4	11th
3-Point Field Goal Percentage (min. 1.0 made per game)		
Fred Brown	.375	15th
3-Point Field Goals Made		
Fred Brown	2.6	1st
Hugh Mingo	2.0	T-7th
Blocks		
none ranked		
Assist/Turnover Ratio (min. 3.0 assists/game)		
Fred Brown	0.8	10th
Offensive Rebounds		
Tommie Sykes	4.3	1st
Defensive Rebounds		
Lawrence Gilbert	4.3	11th
Hugh Mingo	4.0	T-13th
Minutes		
Fred Brown	35.6	2nd
Hugh Mingo	34.6	4th
Lawrence Gilbert	34.2	5th

ULM CATEGORY LEADERS

POINTS	G	Pts	Pts/G
Mingo, Hugh	10	131	13.1
Brown, Fred	8	121	15.1
Gilbert, Lawrence	10	111	11.1
SCORING AVERAGE	G	Pts	Avg/G
Brown, Fred	8	121	15.1
Mingo, Hugh	10	131	13.1
Gilbert, Lawrence	10	111	11.1
FG PERCENTAGE	FG	ATT	Pct
McClellan, Steven	14	30	.467
McCray, R.J.	6	13	.462
Mingo, Hugh	48	106	.453
FIELD GOAL ATTEMPTS	G	Att	Att/G
Brown, Fred	8	127	15.9
Mingo, Hugh	10	106	10.6
Gilbert, Lawrence	10	105	10.5
FIELD GOALS MADE	G	Made	Made/G
Mingo, Hugh	10	48	4.8
Brown, Fred	8	45	5.6
Gilbert, Lawrence	10	39	3.9
3-POINT PERCENTAGE	3FG	ATT	Pct
Brown, Fred	21	56	.375
Mingo, Hugh	20	64	.313
Gilbert, Lawrence	13	50	.260
3-POINT FG ATTEMPTS	G	Att	Att/G
Mingo, Hugh	10	64	6.4
Brown, Fred	8	56	7.0
Gilbert, Lawrence	10	50	5.0
3-POINT FGS MADE	G	Made	Made/G
Brown, Fred	8	21	2.6
Mingo, Hugh	10	20	2.0
Gilbert, Lawrence	10	13	1.3
FT PERCENTAGE	FT	ATT	Pct
Mingo, Hugh	15	17	.882
Gilbert, Lawrence	20	23	.870
Hansberry, Marcellis	12	18	.667
FREE THROW ATTEMPTS	G	Att	Att/G
Sykes, Tommie	10	60	6.0
Gilbert, Lawrence	10	23	2.3
Hansberry, Marcellis	10	18	1.8

FREE THROWS MADE	G	Made	Made/G
Sykes, Tommie	10	32	3.2
Gilbert, Lawrence	10	20	2.0
Mingo, Hugh	10	15	1.5
REBOUNDS	G	Reb	Reb/G
Sykes, Tommie	10	74	7.4
Gilbert, Lawrence	10	61	6.1
Mingo, Hugh	10	44	4.4
REBOUND AVERAGE	G	Reb	Avg/G
Sykes, Tommie	10	74	7.4
Gilbert, Lawrence	10	61	6.1
McClellan, Steven	7	34	4.9
ASSISTS	G	No.	A/G
Brown, Fred	8	28	3.5
Hansberry, Marcellis	10	23	2.3
Gilbert, Lawrence	10	18	1.8
STEALS	G	No.	S/G
Sykes, Tommie	10	16	1.6
Brown, Fred	8	15	1.9
Mingo, Hugh	10	14	1.4
OFFENSIVE REBOUNDS	G	No.	Avg/G
Sykes, Tommie	10	43	4.3
Gilbert, Lawrence	10	18	1.8
Ribeiro, Fabio	10	11	1.1
DEFENSIVE REBOUNDS	G	No.	Avg/G
Gilbert, Lawrence	10	43	4.3
Mingo, Hugh	10	40	4.0
Sykes, Tommie	10	31	3.1
BLOCKED SHOTS	G	No.	Blk/G
Sykes, Tommie	10	5	0.5
Ribeiro, Fabio	10	3	0.3
Bibi Ndongo, Christi	9	3	0.3
Mingo, Hugh	10	3	0.3
Gilbert, Lawrence	10	3	0.3
MINUTES	G	No.	Min/G
Brown, Fred	8	285	35.6
Mingo, Hugh	10	346	34.6
Gilbert, Lawrence	10	342	34.2

ULM IN THE NATIONAL RANKINGS
(DEC. 12, 2010)

Team Rankings (336 ranked)	Rank	Actual	National Leader	Actual	
Won-Lost Percentage	314	22.2	19 Tied At	100.0	
Scoring Offense	315	59.0	VMI	95.5	
Scoring Defense	111	64.8	Stephen F. Austin	53.1	
Scoring Margin	282	-5.8	Kansas	27.4	
Field-Goal Percentage	304	38.7	Kansas	55.8	
Field-Goal Percentage Defense	258	44.9	Florida St.	32.5	
Three-Point Field Goals Per Game	210	5.7	VMI	11.2	
Three-Point Field-Goal Percentage	249	30.6	Portland	45.6	
Three Pt FG Defense	248	36.3	New Mexico	23.0	
Free-Throw Percentage	228	66.0	Northern Colo.	82.3	
Rebound Margin	142	2.0	Pittsburgh	15.2	
Assists Per Game	318	10.2	Kansas	20.0	
			Sam Houston St.	20.0	
Assist Turnover Ratio (336 ranked)	316	0.64	Pittsburgh	1.66	
Blocked Shots Per Game (336 ranked)	302	2.0	Connecticut	8.3	
Steals Per Game (336 ranked)	145	7.1	Oregon St.	13.9	
Turnovers Per Game (336 ranked)	257	16.0	Wisconsin	9.3	
Turnover Margin (336 ranked)	224	-0.9	South Dakota St.	7.9	
Personal Fouls Per Game (336 ranked)	98	17.9	Florida	13.1	
Individual Rankings (250 ranked)	Player	Rank	Actual	National Leader	Actual
Points Per Game	Fred Brown	223	15.1	Kemba Walker, UConn	28.1
Three-Point Field Goals Per Game	Fred Brown	64	2.6	Ravern Johnson, MissSt	4.1
	Hugh Mingo	221	2.0		
Three-Point Field-Goal Percentage	Fred Brown	82	37.5	John Shurna, NW'ern	66.7
Rebounds Per Game	Tommie Sykes	157	7.4	Kenneth Faried, Morehd	13.7
Assists Per Game	Fred Brown	235	3.5	Aaron Johnson, UAB	8.2
Steals Per Game (250 ranked)	Fred Brown	112	1.9	Byron Mulkey, Buffalo	3.9
	Tommie Sykes	225	1.6		

WARHAWK STARTING LINE-UPS

Date	Opponent	W/L	Score	Starter	Total	Starter	Total	Starter	Total	Starter	Total	Starter	Total
N12	at Texas Tech	L	67-86	Sykes	7	Gilbert	18	Ribeiro	5	Mingo	8	Brown	25
N16	at Iowa	L	40-68	Sykes	14	Gilbert	6	Ribeiro	2	Mingo	2	Hansberry	7
N20	SE Oklahoma State	W	70-59	Sykes	13	Gilbert	14	Ribeiro	2	Brown	21	Hansberry	9
N23	Stephen F. Austin	L	64-65	Sykes	13	Gilbert	13	McClellan	7	Brown	14	Mingo	17
N26	v. Jacksonville State	W	57-50	Sykes	16	Gilbert	13	Ribeiro	0	Brown	9	Mingo	11
N27	at Illinois State	L	55-59	Sykes	12	Gilbert	17	Ribeiro	0	Brown	13	Mingo	11
N28	v. South Dakota	L	66-79	Sykes	19	Gilbert	11	Ribeiro	2	Brown	15	Mingo	16
D2	at Kent State	L	53-69	Sykes	6	Gilbert	8	Ribeiro	3	Hansberry	7	Mingo	16
D4	at Louisiana Tech	L	58-67	Sykes	4	Gilbert	10	McClellan	4	Brown	18	Mingo	18
D11	Centenary	W	60-46	Sykes	6	Gilbert	7	Brown	6	Mingo	27	Hansberry	7
D15	at UTEP												
D19	Florida Atlantic*												
D22	Northern Colorado												
D29	at Stephen F. Austin												
J2	FIU*												
J4	Union College												
J8	Denver*												
J13	at UALR*												
J15	at South Alabama*												
J20	North Texas*												
J22	at UL-Lafayette*												
J27	at Arkansas State*												
J29	Troy*												
F3	at Middle Tennessee*												
F5	at Western Kentucky*												
F10	Arkansas State*												
F12	UALR*												
F17	at Denver*												
F19	at North Texas*												
F26	UL-Lafayette*												

STARTERS VS. BENCH

Date	Opponent	W/L	Score	Starter Points			Bench Points		
				ULM	Opp.	Diff.	ULM	Opp.	Diff.
N12	at Texas Tech	L	67-86	63	46	17	4	40	-36
N16	at Iowa	L	40-68	31	39	-8	9	29	-20
N20	SE Oklahoma State	W	70-59	59	44	15	11	15	-4
N23	Stephen F. Austin	L	64-65	64	48	16	0	17	-17
N26	v. Jacksonville State	W	57-50	49	41	8	8	9	-1
N27	at Illinois State	L	55-59	53	44	9	2	13	-13
N28	v. South Dakota	L	66-79	63	53	10	3	26	-23
D2	at Kent State	L	53-69	40	47	-7	13	22	-9
D4	at Louisiana Tech	L	58-67	54	58	-4	4	9	-5
D11	Centenary	W	60-46	53	29	24	7	19	-12
D15	at UTEP								
D19	Florida Atlantic*								
D22	Northern Colorado								
D29	at Stephen F. Austin								
J2	FIU*								
J4	Union College								
J8	Denver*								
J13	at UALR*								
J15	at South Alabama*								
J20	North Texas*								
J22	at UL-Lafayette*								
J27	at Arkansas State*								
J29	Troy*								
F3	at Middle Tennessee*								
F5	at Western Kentucky*								
F10	Arkansas State*								
F12	UALR*								
F17	at Denver*								
F19	at North Texas*								
F26	UL-Lafayette*								
TOTALS				476	420	56	54	180	-126
AVERAGES				52.9	46.7	6.2	6.0	20.0	-14.0

MID-MAJOR TOP 25 (DEC. 6, 2010)

No.	School	Record	Pts.	Prev.
1.	Cleveland State (23)	10-0	744	5
2.	Gonzaga (2)	4-3	702	2
3.	Old Dominion (3)	5-2	699	1
4.	St. Mary's (1)	6-2	674	3
5.	Wichita State (1)	5-2	649	4
6.	Missouri State	6-2	584	8
7.	George Mason	6-2	555	9
8.	Butler (1)	4-3	507	7
9.	VCU	5-2	462	6
10.	North Texas	7-1	451	15
11.	Kent State	7-2	406	11
12.	Oakland	5-3	373	14
13.	Portland	7-2	363	18
14.	Vermont	6-1	307	21
15.	College of Charleston	6-3	262	22
16.	Northern Iowa	4-2	229	20
17.	South Dakota State	6-1	196	17
18.	Drexel	5-1	191	NR
19.	Morehead State	5-3	177	NR
20.	Murray State	4-4	161	12
21.	Loyola (Chicago)	7-2	159	10
22.	Coastal Carolina	7-2	158	25
23.	Hampton	7-1	134	24
24.	Creighton	4-4	129	13
25.	Harvard	5-3	104	NR

OTHERS RECEIVING VOTES: Valparaiso 94, Appalachian State 55, Ohio 53, Rider 47, Wofford 45, Jacksonville 39, Illinois State 37, James Madison 36, American 25, Fairfield 24, Pacific 24, Bradley 23, North Dakota State 22, Weber State 22, Montana State 19, Stephen F Austin 17, Portland State 13, UC Santa Barbara 13, Belmont 11, Delaware 10, IPFW 10, Sam Houston State 10, Detroit 9, Akron 8, New Hampshire 8, Lipscomb 6, Long Beach State 6, Northern Arizona 6, Davidson 5, Evansville 5, UT Arlington 5, Princeton 4, Arkansas Little Rock 3, Florida Atlantic 1, Iona 1, Oral Roberts 1

GAME-BY-GAME PLAYER STATISTICS (PTS-REB-AST)

		2 • EKE	3 • BIBI NDONGO	10 • HANSBERRY	12 • REEVES	13 • SYKES	15 • MCCRAY
N12	at Texas Tech	DNP	2-0-0	2-0-3	DND	7-5-0	0-1-0
N16	at Iowa	0-2-0	0-0-1	6-1-2	DND	14-7-0	7-3-3
N20	SE Oklahoma State	DNP	2-1-0	9-4-5	DND	13-6-0	0-0-0
N23	Stephen F. Austin	DNP	0-2-0	0-0-1	DND	13-4-1	DNP
N26	v. Jacksonville State	DNP	2-5-0	6-2-1	DND	16-8-2	DNP
N27	at Illinois State	DNP	2-1-0	0-2-0	DND	12-9-3	0-0-0
N28	v. South Dakota	0-0-0	1-5-0	2-1-1	DND	19-9-1	0-0-0
D2	at Kent State	DNP	2-0-0	7-5-4	DND	6-10-2	4-1-4
D4	at Louisiana Tech	DNP	0-1-0	0-1-1	DND	4-8-1	DNP
D11	Centenary	DNP	DNP	7-1-5	DND	6-8-0	2-2-0
D15	at UTEP						
D19	Florida Atlantic*						
D22	Northern Colorado						
D29	at Stephen F. Austin						
J2	FIU*						
J4	Union College						
J8	Denver*						
J13	at UALR*						
J15	at South Alabama*						
J20	North Texas*						
J22	at UL-Lafayette*						
J27	at Arkansas State*						
J29	Troy*						
F3	at Middle Tennessee*						
F5	at Western Kentucky*						
F10	Arkansas State*						
F12	UALR*						
F17	at Denver*						
F19	at North Texas*						
F26	UL-Lafayette*						

		21 • GOODIN	22 • GILBERT	23 • MCCLELLAN	24 • MINGO	41 • RIBEIRO	55 • BROWN
N12	at Texas Tech	DND	18-5-3	0-1-0	8-7-1	5-10-0	25-3-2
N16	at Iowa	0-0-0	6-8-0	2-7-1	2-0-3	2-1-0	DND
N20	SE Oklahoma State	DNP	14-8-2	4-8-1	5-5-0	2-2-0	21-2-1
N23	Stephen F. Austin	DNP	7-9-2	13-7-0	17-5-1	0-0-1	14-4-5
N26	v. Jacksonville State	DNP	13-7-1	DND	11-0-2	0-5-0	9-3-5
N27	at Illinois State	DNP	17-7-3	DNP	11-4-1	0-9-0	13-2-4
N28	v. South Dakota	DNP	11-7-3	DNP	16-4-0	2-2-0	15-2-4
D2	at Kent State	DNP	8-3-2	7-2-1	16-3-2	3-4-0	DND
D4	at Louisiana Tech	DNP	10-5-2	4-3-0	18-9-0	4-1-0	18-2-7
D11	Centenary	0-1-0	7-2-0	5-6-1	27-7-0	0-2-0	6-5-0
D15	at UTEP						
D19	Florida Atlantic*						
D22	Northern Colorado						
D29	at Stephen F. Austin						
J2	FIU*						
J4	Union College						
J8	Denver*						
J13	at UALR*						
J15	at South Alabama*						
J20	North Texas*						
J22	at UL-Lafayette*						
J27	at Arkansas State*						
J29	Troy*						
F3	at Middle Tennessee*						
F5	at Western Kentucky*						
F10	Arkansas State*						
F12	UALR*						
F17	at Denver*						
F19	at North Texas*						
F26	UL-Lafayette*						

GAME-BY-GAME TEAM STATISTICS

Date	Game	W/L	Score	FG-FGA	PCT.	3F-3PA	PCT.	FT-FTA	PCT.	O-D	TOT	F/EJ	A	TO	BLK	STL	1st	2nd	ot	ot	TP
N12	ULM	L	67	23-56	.411	8-17	.471	13-16	.813	10-26	36	21/1	9	16	1	2	37	30	-	-	67
	at Texas Tech		86	34-62	.548	5-15	.333	13-23	.565	11-22	33	20/0	18	9	5	11	38	48	-	-	86
N16	ULM	L	40	17-54	.315	3-16	.188	3-5	.600	9-23	32	14/0	10	26	2	10	18	22	-	-	40
	at Iowa		68	28-60	.467	8-21	.381	4-10	.400	13-29	42	13/0	17	22	4	10	29	39	-	-	68
N20	ULM	W	70	23-65	.354	7-23	.304	17-28	.607	14-26	40	17/0	9	14	4	10	28	42	-	-	70
	SE Oklahoma State		59	20-51	.392	5-18	.278	14-24	.583	8-32	40	23/1	9	21	4	10	23	36	-	-	59
N23	ULM	L	64	23-51	.451	6-16	.375	12-15	.800	15-19	34	18/1	11	16	2	7	36	28	-	-	64
	Stephen F. Austin		65	22-44	.500	6-13	.462	15-19	.789	5-14	19	16/0	16	12	2	4	31	34	-	-	65
N26	ULM	W	57	17-47	.362	6-12	.500	17-19	.895	12-22	34	20/0	11	19	0	6	26	31	-	-	57
	v. Jacksonville State		50	16-44	.364	4-11	.364	14-20	.700	10-19	29	18/1	9	18	5	8	22	28	-	-	50
N27	ULM	L	55	20-55	.364	9-21	.429	6-11	.545	13-24	37	18/1	11	16	3	7	18	37	-	-	55
	at Illinois State		59	20-48	.417	2-14	.143	17-24	.708	10-24	34	18/0	11	14	6	8	33	26	-	-	59
N28	ULM	L	66	25-60	.417	6-23	.261	10-17	.588	11-21	32	18/0	9	11	4	5	32	34	-	-	66
	v. South Dakota		79	27-60	.450	10-24	.417	15-18	.833	12-26	38	15/0	15	11	0	7	47	32	-	-	79
D2	ULM	L	53	23-49	.469	5-18	.278	2-6	.333	6-22	28	12/0	15	17	0	7	19	34	-	-	53
	at Kent State		69	26-53	.491	10-21	.476	7-9	.778	6-22	28	10/0	23	11	4	11	30	39	-	-	69
D4	ULM	L	58	24-67	.358	5-28	17.9	5-10	.500	16-22	38	21/2	11	10	2	7	25	33	-	-	58
	at Louisiana Tech		67	22-46	.478	7-13	.538	16-21	.762	6-31	37	1/0	14	15	4	4	37	30	-	-	67
D11	ULM	W	60	20-51	.392	2-12	.167	18-29	.621	17-22	39	20/1	6	15	2	10	24	36	-	-	60
	Centenary		46	15-44	.341	4-18	.222	12-23	.522	12-18	30	21/1	7	18	1	8	19	27	-	-	46
D15	ULM																				
	at UTEP																				
D19	ULM																				
	Florida Atlantic*																				
D22	ULM																				
	Northern Colorado																				
D29	ULM																				
	at Stephen F. Austin																				
J2	ULM																				
	FIU*																				
J4	ULM																				
	Union College (Ky.)																				
J8	ULM																				
	Denver*																				
J13	ULM																				
	at UALR*																				
J15	ULM																				
	at South Alabama*																				
J20	ULM																				
	North Texas*																				
J22	ULM																				
	at UL-Lafayette*																				
J27	ULM																				
	at Arkansas State*																				
J29	ULM																				
	Troy*																				
F3	ULM																				
	at Middle Tennessee*																				
F5	ULM																				
	at Western Kentucky*																				
F10	ULM																				
	Arkansas State*																				
F12	ULM																				
	UALR*																				
F17	ULM																				
	at Denver*																				
F19	ULM																				
	at North Texas*																				
F26	ULM																				
	UL-Lafayette*																				

TEAM AND INDIVIDUAL SUPERLATIVES

TEAM SUPERLATIVES

ULM	HIGHS	LOWS
Points	70, SE Oklahoma State (Nov. 20, 2010)	40, at Iowa (Nov. 16, 2010)
Field Goals	25, vs. South Dakota (Nov. 28, 2010)	17, at Iowa (Nov. 16, 2010)
		17, vs. Jacksonville State (Nov. 26, 2010)
Field Goal Attempts	67, at Louisiana Tech (Dec. 4, 2010)	47, vs. Jacksonville State (Nov. 26, 2010)
Field Goal Percentage	.469, at Kent State (Dec. 2, 2010)	.315, at Iowa (Nov. 16, 2010)
Three-Point Field Goals	9, at Illinois State (Nov. 27, 2010)	2, vs. Centenary (Dec. 11, 2010)
Three-Point Attempts	28, at Louisiana Tech (Dec. 4, 2010)	12, twice, last: vs. Centenary (Dec. 11, 2010)
Three-Point Percentage	.500, vs. Jacksonville State (Nov. 26, 2010)	.167, vs. Centenary (Dec. 11, 2010)
Free Throws	18, vs. Centenary (Dec. 11, 2010)	2, at Kent State (Dec. 2, 2010)
Free Throw Attempts	29, vs. Centenary (Dec. 11, 2010)	5, at Iowa (Nov. 16, 2010)
Free Throw Percentage	.895, vs. Jacksonville State (Nov. 26, 2010)	.333, at Kent State (Dec. 2, 2010)
Rebounds	40, SE Oklahoma State (Nov. 20, 2010)	28, at Kent State (Dec. 2, 2010)
Offensive Rebounds	17, vs. Centenary (Dec. 11, 2010)	6, at Kent State (Dec. 2, 2010)
Defensive Rebounds	26, at Texas Tech (Nov. 12, 2010)	19, Stephen F. Austin (Nov. 23, 2010)
	26, SE Oklahoma State (Nov. 20, 2010)	
Personal Fouls	21, at Texas Tech (Nov. 12, 2010)	12, at Kent State (Dec. 2, 2010)
	21, at Louisiana Tech (Dec. 4, 2010)	
Assists	15, at Kent State (Dec. 2, 2010)	6, vs. Centenary (Dec. 11, 2010)
Turnovers	26, at Iowa (Nov. 16, 2010)	10, at Louisiana Tech (Dec. 4, 2010)
Blocked Shots	4, SE Oklahoma State (Nov. 20, 2010)	0, vs. Jacksonville State (Nov. 26, 2010)
	4, vs. South Dakota (Nov. 28, 2010)	0, at Kent State (Dec. 2, 2010)
Steals	10, three times, last: vs. Centenary (Dec. 11, 2010)	2, at Texas Tech (Nov. 12, 2010)

OPPONENTS	HIGHS	LOWS
Points	86, at Texas Tech (Nov. 12, 2010)	46, vs. Centenary (Dec. 11, 2010)
Field Goals	34, at Texas Tech (Nov. 12, 2010)	15, vs. Centenary (Dec. 11, 2010)
Field Goal Attempts	62, at Texas Tech (Nov. 12, 2010)	44, three times, last: vs. Centenary (Dec. 11, 2010)
Field Goal Percentage	.548, at Texas Tech (Nov. 12, 2010)	.341, vs. Centenary (Dec. 11, 2010)
Three-Point Field Goals	10, vs. South Dakota (Nov. 28, 2010)	2, at Illinois State (Nov. 27, 2010)
	10, at Kent State (Dec. 2, 2010)	
Three-Point Attempts	24, vs. South Dakota (Nov. 28, 2010)	11, vs. Jacksonville State (Nov. 26, 2010)
Three-Point Percentage	.538, at Louisiana Tech (Dec. 4, 2010)	.143, at Illinois State (Nov. 27, 2010)
Free Throws	17, at Illinois State (Nov. 27, 2010)	4, at Iowa (Nov. 16, 2010)
Free Throw Attempts	24, SE Oklahoma State (Nov. 20, 2010)	10, at Iowa (Nov. 16, 2010)
	24, at Illinois State (Nov. 27, 2010)	
Free Throw Percentage	.833, vs. South Dakota (Nov. 28, 2010)	.400, at Iowa (Nov. 16, 2010)
Rebounds	42, at Iowa (Nov. 16, 2010)	19, Stephen F. Austin (Nov. 23, 2010)
Offensive Rebounds	13, at Iowa (Nov. 16, 2010)	5, Stephen F. Austin (Nov. 23, 2010)
Defensive Rebounds	32, SE Oklahoma State (Nov. 20, 2010)	14, Stephen F. Austin (Nov. 23, 2010)
Personal Fouls	23, SE Oklahoma State (Nov. 20, 2010)	10, at Kent State (Dec. 2, 2010)
Assists	23, at Kent State (Dec. 2, 2010)	7, vs. Centenary (Dec. 11, 2010)
Turnovers	22, at Iowa (Nov. 16, 2010)	9, at Texas Tech (Nov. 12, 2010)
Blocked Shots	6, at Illinois State (Nov. 27, 2010)	0, vs. South Dakota (Nov. 28, 2010)
Steals	11, at Texas Tech (Nov. 12, 2010)	4, Stephen F. Austin (Nov. 23, 2010)
	11, at Kent State (Dec. 2, 2010)	4, at Louisiana Tech (Dec. 4, 2010)

INDIVIDUAL SUPERLATIVES

INDIVIDUALS	ULM	OPPONENTS
Points	27, Hugh Mingo, vs. Centenary (Dec. 11, 2010)	24, Charlie Westbrook, vs. South Dakota (Nov. 28, 2010)
		24, Olu Ashaolu, at Louisiana Tech (Dec. 4, 2010)
Field Goals	9, Fred Brown, at Texas Tech (Nov. 12, 2010)	9, Charlie Westbrook, vs. South Dakota (Nov. 28, 2010)
	9, Hugh Mingo, C	
Field Goal Attempts	28, Fred Brown, at Louisiana Tech (Dec. 4, 2010)	16, Charlie Westbrook, vs. South Dakota (Nov. 28, 2010)
Field Goal Percentage (Min. 5 Made)	.636, Tommie Sykes, vs. South Dakota (Nov. 28, 2010)	.875, Justin Greene, at Kent State (Dec. 2, 2010)
Three-Point Field Goals	7, Fred Brown, at Texas Tech (Nov. 12, 2010)	5, Jake Thomas, vs. South Dakota (Nov. 28, 2010)
		5, Carlton Guyton, at Kent State (Dec. 2, 2010)
Three-Point Attempts	13, Fred Brown, at Louisiana Tech (Dec. 4, 2010)	11, Jake Thomas, vs. South Dakota (Nov. 28, 2010)
Three-Point Percentage (Min. 3 Made)	.700, Fred Brown, at Texas Tech (Nov. 12, 2010)	.750, Charlie Westbrook, vs. South Dakota (Nov. 28, 2010)
Free Throws	8, Tommie Sykes, vs. Jacksonville State (Nov. 26, 2010)	9, Olu Ashaolu, at Louisiana Tech (Dec. 4, 2010)
Free Throw Attempts	12, Tommie Sykes, SE Oklahoma State (Nov. 20, 2010)	10, David Tairu, at Texas Tech (Nov. 12, 2010)
		10, Olu Ashaolu, at Louisiana Tech (Dec. 4, 2010)
Free Throw Percentage (Min. 7 Made)	1.00, Tommie Sykes, vs. Jacksonville St (Nov. 26, 2010)	.900, Olu Ashaolu, at Louisiana Tech (Dec. 4, 2010)
Rebounds	10, Fabio Ribeiro, at Texas Tech (Nov. 12, 2010)	13, Trevor Gruis, vs. South Dakota (Nov. 28, 2010)
	10, Tommie Sykes, at Kent State (Dec. 2, 2010)	
Assists	7, Fred Brown, at Louisiana Tech (Dec. 4, 2010)	8, Michael Porrini, at Kent State (Dec. 2, 2010)
Turnovers	7, Fred Brown, vs. Jacksonville State (Nov. 26, 2010)	6, Dominique Shellman, vs. Jacksonville State (Nov. 26, 2010)
Blocked Shots	2, four times	4, Stephen Hall, vs. Jacksonville State (Nov. 26, 2010)
	last: Lawrence Gilbert, vs. South Dakota (Nov. 28, 2010)	
Steals	4, Marcelis Hansberry, at Iowa (Nov. 16, 2010)	4, Urald King, SE Oklahoma State (Nov. 20, 2010)
	4, Tommie Sykes, at Illinois State (Nov. 27, 2010)	

THE LAST TIME...

END OF GAME SITUATIONS

ULM won in the last second	March 6, 2010 vs. Louisiana-Lafayette (Sun Belt Tournament): Tony Hooper wing three-pointer, 0.7 sec.
ULM lost in the last second	Dec. 2, 2009, vs. Louisiana Tech: Kyle Gibson corner three-pointer, 0.0 sec.
ULM played in overtime	Dec. 31, 2008, at UALR: UALR won 95-87
ULM won an overtime game	Nov. 30, 2007, at Iowa: ULM won 72-67
ULM lost an overtime game	Dec. 31, 2008, at UALR: UALR won 95-87

TEAM SCORING

ULM scored 80 or more points	Dec. 31, 2009, Troy - ULM lost 83-82
ULM scored 90 or more points	Dec. 28, 2009, U. of the Southwest - ULM won 99-70
ULM scored 100 or more points	Nov. 27, 2007, Alcorn State - ULM won 105-75
ULM scored fewer than 50 points	Nov. 16, 2010, at Iowa - ULM lost 68-40
An opponent scored 100 point or more points	Nov. 29, 2008, at Tennessee Tech - Tennessee Tech won 108-70
An opponent scored fewer than 50 points	Dec. 11, 2010, vs. Centenary - ULM won 60-46

INDIVIDUAL SCORING

A player had 20 or more points	Dec. 11, 2010 vsCentenary: Hugh Mingo (27)
A player had 30 or more points	March 6, 2010 vs. Louisiana-Lafayette (Sun Belt Tournament): Tony Hooper (30)
A player had 40 or more points	1970-71, Louisiana College: Henry Steele (40)
An opponent had 20 or more points	Dec. 4, 2010, at Louisiana Tech: Olu Ashaolu (24)
An opponent had 30 or more points	Dec. 31, 2009, Troy: Brandon Hazzard (30)

MULTIPLE DOUBLE-DIGIT SCORING

ULM had three double-digit scorers	Dec. 4, 2010, at Louisiana Tech: H. Mingo (18), F. Brown (18), L. Gilbert (10)
ULM had four double-digit scorers	Nov. 28, 2010, vs. South Dakota: T. Sykes (19), H. Mingo (16), F. Brown (15), L. Gilbert (11)
ULM had five double-digit scorers	Dec. 28, 2009, U. of the Southwest: R. Turner (20), D. Forbes (19), T. Hooper (16), T. Sykes (16), L. Gilbert (11)
ULM had two players with 20 or more points	Feb. 26, 2009, Denver: Dynile Forbes (24), Malcolm Thomas (24)

INDIVIDUAL REBOUNDING

A player had 10 or more rebounds	Dec. 2, 2010, at Kent State: Tommie Sykes (10)
A player had 15 or more rebounds	Jan. 24, 2008, Middle Tennessee: Lance Brasher (17)
A player had 20 or more rebounds	Dec. 3, 1983, Dayton: Terry Martin (22)
ULM had more than 30 rebounds	Dec. 11, 2010, Centenary: ULM (389)
ULM had more than 40 rebounds	Jan. 2, 2010, UALR: ULM (42)
ULM had more than 50 rebounds	Dec. 1, 2007, Rice: ULM (51)
ULM had fewer than 25 rebounds	Dec. 19, 2009, at Denver: ULM (20)

DOUBLE-DOUBLES

A player had a double-double (points-rebounds)	Jan. 28, 2010, at Troy: Rudy Turner (10 points, 11 rebounds)
A player had a double-double (points-assists)	Feb. 25, 2006, Lamar: Tony Hooper (12 points, 14 assists)
ULM had two players record a double-double	Dec. 22, 2009, Harding: R. Turner (21 points, 14 rebounds), T. Hooper (15 points, 10 rebounds)

ASSISTS

A player had five or more assists	Dec. 11, 2010, Centenary: Marcelis Hansberry (5)
A player had 10 or more assists	Feb. 25, 2006, Lamar: Tony Hooper (14)
ULM had more than 10 assists	Dec. 2, 2010, at Kent State: ULM (15)
ULM had more than 20 assists	Jan. 3, 2009, Union College: ULM (20)
ULM had fewer than 10 assists	Nov. 28, 2010, vs. South Dakota: ULM (9)

BLOCKS

A player had five or more blocks	Feb. 4, 2010, Western Kentucky: Rudy Turner (6)
A player had 10 or more blocks	Feb. 16, 2002, Nicholls State: Wojciech Myrda (11)
ULM had more than five blocks	Feb. 27, 2010, North Texas: ULM (7)
ULM had more than 10 blocks	Dec. 2, 2006, William Carey: ULM (10)
ULM had fewer than five blocks	Dec. 2, 2010, at Kent State: ULM (0)

STEALS

A player had five or more steals	Dec. 11, 2010, Centenary: Hugh Mingo (7)
A player had 10 or more steals	1983, McNeese State: Arthur Hayes (10)
ULM had more than five steals	Dec. 11, 2010, Centenary: ULM (10)
ULM had more than 10 steals	Dec. 11, 2010, Centenary: ULM (10)
ULM had fewer than five steals	Nov. 12, 2010 at Texas Tech: ULM (2)

THE LAST TIME...

FIELD GOALS MADE

ULM had more than 20 field goals made	Dec. 11, 2010, Centenary: ULM (20)
ULM had more than 30 field goals made	Dec. 28, 2009, U. of the Southwest: ULM (34)
ULM had fewer than 20 field goals made	Nov. 26, 2010, vs. Jacksonville State: ULM (17)

FIELD GOAL ATTEMPTS

ULM had more than 50 field goal attempts	Dec. 11, 2010, Centenary: ULM (51)
ULM had more than 60 field goal attempts	Dec. 4, 2010, at Louisiana Tech: ULM (67)
ULM had more than 70 field goal attempts	Feb. 22, 2007, Denver: ULM (73)
ULM had fewer than 40 field goal attempts	Jan. 16, 2010, Denver: ULM (35)

FIELD GOAL PERCENTAGE

ULM shot over 50 percent from the field	Dec. 28, 2009, U. of the Southwest: ULM 60.7 percent (34-for-56)
ULM shot over 60 percent from the field	Dec. 28, 2009, U. of the Southwest: ULM 60.7 percent (34-for-56)
ULM shot less than 40 percent from the field	Dec. 11, 2010, Centenary: ULM 39.2 percent (20-for-51)

3-POINT FIELD GOALS

ULM had more than 10 three-point field goals	Feb. 18, 2010, New Orleans: ULM (13)
ULM had more than 15 three-point field goals	Jan. 24, 2008, Middle Tennessee: ULM (15)

3-POINT FIELD GOAL ATTEMPTS

ULM had more than 20 three-point field goal attempts	Dec. 4, 2010, at Louisiana Tech: ULM (28)
ULM had more than 30 three-point field goal attempts	Jan. 31, 2008, at Troy: ULM (34)
ULM had fewer than 10 three-point field goals attempts	Feb. 20, 2010, at Louisiana-Lafayette: ULM (8)

3-POINT FIELD GOAL PERCENTAGE

ULM shot over 40 percent on three-pointers	Nov. 27, 2010, at Illinois State: ULM 42.9 percent (9-for-21)
ULM shot over 50 percent on three-pointers	Nov. 26, 2010, vs. Jacksonville State: ULM 50.0 percent (6-for-12)
ULM shot less than 30 percent on three-pointers	Dec. 11, 2010, Centenary: ULM 16.7 percent (2-for-12)

FREE THROWS MADE

ULM had more than 20 free throws made	March 6, 2010 vs. Louisiana-Lafayette (Sun Belt Tournament): ULM (20)
ULM had more than 30 free throws made	Dec. 31, 2009, Troy: ULM (30)
ULM had fewer than 10 free throws made	Dec. 4, 2010, at Louisiana Tech: ULM (5)

FREE THROW ATTEMPTS

ULM had more than 20 free throw attempts	Dec. 11, 2010, Centenary: ULM (29)
ULM had more than 30 free throw attempts	March 6, 2010 vs. Louisiana-Lafayette (Sun Belt Tournament): ULM (33)
ULM had more than 40 free throw attempts	Dec. 22, 2009, Harding: ULM (40)
ULM had fewer than 10 free throw attempts	Dec. 4, 2010, at Louisiana Tech: ULM (10)

FREE THROW PERCENTAGE

ULM shot over 70 percent on free throws	Nov. 26, 2010, vs. Jacksonville State: ULM 89.5 percent (17-for-19)
ULM shot over 80 percent on free throws	Nov. 26, 2010, vs. Jacksonville State: ULM 89.5 percent (17-for-19)
ULM shot over 90 percent on free throws	Nov. 17, 2009, at Oklahoma: ULM 100.0 percent (5-for-5)
ULM shot less than 50 percent on free throws	Dec. 4, 2010, at Louisiana Tech: ULM 50.0 percent (5-for-10)

FOULS

ULM had more than 10 fouls	Dec. 11, 2010, Centenary: ULM (20)
ULM had more than 20 fouls	Dec. 11, 2010, Centenary: ULM (20)
ULM had fewer than 10 fouls	Dec. 22, 2007, Texas-Tyler: ULM (8)

TURNOVERS

ULM had more than 10 turnovers	Dec. 11, 2010, Centenary: ULM (15)
ULM had more than 20 turnovers	Nov. 16, 2010 at Iowa: ULM (26)
ULM had fewer than 10 turnovers	Dec. 31, 2009, Troy: ULM (9)



Keith Richard

Head Coach » ULM '82

First Season » Career Record 153-124

Keith Richard became ULM's seventh men's basketball head coach on April 22, 2010, as the program approaches its 60th season of competition. Richard becomes the second ULM men's basketball head coach -- along with Mike Vining -- to have also been a student-athlete and an assistant coach for the program.

As a student-athlete, Richard bridged the transition from Lenny Fant to Benny Hollis to Vining. He played on Fant's final team, played two seasons for Hollis and then completed his playing career on Vining's first team. ULM won three Trans-America Athletic Conference championships during his four years and advanced to the NCAA Tournament in 1982, the school's first-ever appearance, and the NIT in 1979. He twice led the team in assists and was team captain in 1980-81 and 1981-82.

Following his playing career, Richard spent two seasons as a graduate assistant at ULM (1984-86), assisting as his alma mater won the Southland Conference regular season and tournament titles in 1985, earning a trip to the NCAA Tournament.

Richard moved on to Marshall University for three years from 1986-89, helping the Thundering Herd win two Southern Conference crowns and a Southern Conference tournament title. Marshall participated in the 1987 NCAA Tournament and the 1988 NIT while Richard was on staff.

He returned to ULM for the 1989-90 season, spending five seasons as an assistant coach. In those five years, ULM won four Southland Conference regular season championships, four Southland Conference tournaments and made four appearances in the NCAA Tournament (1990, 1991, 1993, 1994). He departed in 1994 to join the staff at Louisiana Tech.

In his first season at Louisiana Tech, Richard helped the Bulldogs to the second biggest turnaround in the nation as they won 14 games after winning just two in the season prior to his arrival.

The following year Richard was promoted from assistant coach to associate head coach, spending three seasons in that capacity. He helped the Bulldogs reach the championship game of the Sun Belt Tournament in 1997, the school's first appearance in five seasons.

Richard became the head coach at Louisiana Tech prior to the 1998-99 season, guiding the Bulldogs for nine seasons. In his time at the helm of Louisiana Tech, Richard compiled a record of 150-117, the third-most wins in school history. In nine seasons, Richard had 11 players named all-conference, including three-time NCAA rebounding

champion Paul Millsap, who went on to be drafted by the Utah Jazz. This season, Millsap will begin his fifth year with the Jazz.

During Richard's tenure at Louisiana Tech, the Bulldogs went on the road and won money games against the likes of Auburn, Baylor, Memphis (coached by John Calipari) and Texas Tech (coached by Bob Knight).

In his first season as head coach, Louisiana Tech won the Sun Belt regular season championship. Richard was named Sun Belt Conference Coach of the Year and two players, Lonnie Cooper and Craig Jackson, earned all-conference accolades.

The next year, Richard guided Louisiana Tech to a 21-win season, the school's first of three 20-plus win seasons under Richard. Gerrod Henderson and Jackson earned All-Sun Belt honors that year, with Henderson named the Sun Belt's Most Valuable Player.

In 2001-02, Louisiana Tech moved from the Sun Belt into the Western Athletic Conference, where Richard immediately turned the Bulldogs into a contender for the conference crown, posting a 22-10 overall record, 14-4 in conference play. Led by Henderson, who earned All-WAC honors, Richard's Bulldogs earned a berth in the NIT, where they defeated UL-Lafayette and Vanderbilt before falling to Villanova.

Richard took the Bulldogs to the postseason again during the 2005-06 season as Louisiana Tech won 20 games and earned a trip to the NIT. That year, Millsap was named as an All-WAC performer for the third consecutive season while also leading the nation in rebounding for the third-straight season.

In nine years as the head coach at Louisiana Tech, Richard's teams posted a conference record of 90-60, going 32-14 in three seasons in Sun Belt and 58-46 in six years in the WAC. At ULM, Richard returns to the Sun Belt where he currently stands as the league's 10th winningest coach in conference games, with a .696 winning percentage.

Prior to returning to guide his alma mater, Richard spent the past two seasons as an assistant coach at LSU, where he helped the Tigers win the 2008-09 SEC regular season championship and reach the second round of the NCAA Tournament before losing to eventual national champion North Carolina.

Richard and his wife Holly have three children: sons Luke and Lance and daughter Lexie. He earned a bachelor's degree from ULM in 1982 and a master's degree from ULM in 1986.

KEITH RICHARD HEAD COACHING CAREER YEAR-BY-YEAR

School	Season	Total	Overall	Home	Away	Neutral	League	Overall	Finish	Home	Away	Postseason
LA Tech	1998-99	28	19-9	9-0	6-8	4-1	Sun Belt	10-4	1st	7-0	3-4	Sun Belt Semifinals
LA Tech	1999-2000	29	21-8	10-1	10-6	1-1	Sun Belt	12-4	3rd	7-1	5-3	Sun Belt Semifinals
LA Tech	2000-01	29	17-12	9-4	8-7	0-1	Sun Belt	10-6	T-2nd East	5-3	5-3	Sun Belt Quarterfinals
LA Tech	2001-02	32	22-10	13-2	9-7	0-1	WAC	14-4	3rd	7-2	7-2	NIT Second Round
LA Tech	2002-03	27	12-15	9-4	3-10	0-1	WAC	9-9	T-6th	6-3	3-6	WAC Quarterfinals
LA Tech	2003-04	30	15-15	8-5	6-9	1-1	WAC	8-10	7th	4-5	4-5	WAC Quarterfinals
LA Tech	2004-05	29	14-15	8-4	5-9	1-2	WAC	9-9	T-5th	6-3	3-6	WAC Quarterfinals
LA Tech	2005-06	33	20-13	10-2	8-9	2-2	WAC	11-5	T-2nd	6-2	5-3	NIT First Round
LA Tech	2006-07	30	10-20	7-4	3-14	0-2	WAC	7-9	7th	6-2	1-7	WAC Quarterfinals
ULM	2010-11	10	3-7	2-1	0-5	1-1	Sun Belt					
	Totals	277	153-124	85-27	58-84	10-13	Total	90-60		54-21	36-39	
							Sun Belt	32-14		19-4	13-10	
							WAC	58-46		35-17	23-29	



2 Ike Eke

Freshman » Forward » 6-7 » 215
Lagos, Nigeria » Northwest Rankin HS

EKE NOTABLES

- Saw his first collegiate action at Iowa (Nov. 16), playing four minutes and grabbing two rebounds.
- Averaged 10 points and 10 rebounds per game as a senior at Northwest Rankin High School in Jackson, Miss.
- Earned Mississippi All-Star Honors as a senior and was a three-time all-district selection at Northwest Rankin.
- Originally from Lagos, Nigeria.
- Had two cousins who played collegiate basketball, including John Ofoegbu at Texas Tech and Idaho State and Ike Ofoegbu at SMU

2010-11 SEASON GAME-BY-GAME

Opponent	Date	GS	Min	FG	FGA	Pct	3FG	3FGA	Pct	FT	FTA	Pct	O	D	Tot	Avg	PF	FO	A	TO	Blk	Stl	Pts	Avg
at Texas Tech	11/12/10		Did not play																					
at Iowa	11/16/10		4	0	1	.000	0	0	.000	0	0	.000	0	2	2	2.0	0	0	0	1	0	0	0	0.0
SE OKLAHOMA ST	11/20/10		Did not play																					
STEPHEN F. AUSTIN	11/23/10		Did not play																					
v. Jacksonville State	11/26/10		Did not play																					
at Illinois State	11/27/10		Did not play																					
v. South Dakota	11/28/10		2	0	0	.000	0	0	.000	0	0	.000	0	0	0	1.0	0	0	0	0	0	0	0	0.0
at Kent State	12/2/10		Did not play																					
at Louisiana Tech	12/4/10		Did not play																					
CENTENARY	12/11/10		Did not play																					
at UTEP	12/15/10																							
FLORIDA ATLANTIC	12/19/10																							
NO. COLORADO	12/22/10																							
at Stephen F. Austin	12/29/10																							
FIU	1/2/11																							
UNION COLLEGE	1/4/11																							
DENVER	1/8/11																							
at UALR	1/13/11																							
at South Alabama	1/15/11																							
NORTH TEXAS	1/20/11																							
at UL-Lafayette	1/22/11																							
at Arkansas State	1/27/11																							
TROY	1/29/11																							
at Middle Tennessee	2/3/11																							
at Western Kentucky	2/5/11																							
ARKANSAS STATE	2/10/11																							
UALR	2/12/11																							
at Denver	2/17/11																							
at North Texas	2/19/11																							
UL-LAFAYETTE	2/26/11																							
Totals			0	6	0	1	.000	0	0	.000	0	0	.000	0	2	2	1.0	0	0	0	1	0	0	0.0

	2010-11 SEASON BESTS				CAREER BESTS			
Points	n/a				n/a			
Field Goals	n/a				n/a			
Field Goal Attempts	1	at Iowa (11/16/10)			1	at Iowa (11/16/10)		
3-Point Field Goals	n/a				n/a			
3-Point Field Goal Attempts	n/a				n/a			
Free Throws	n/a				n/a			
Free Throw Attempts	n/a				n/a			
Rebounds	2	at Iowa (11/16/10)			2	at Iowa (11/16/10)		
Offensive Rebounds	n/a				n/a			
Defensive Rebounds	2	at Iowa (11/16/10)			2	at Iowa (11/16/10)		
Assists	n/a				n/a			
Turnovers	1	at Iowa (11/16/10)			1	at Iowa (11/16/10)		
Blocks	n/a				n/a			
Steals	n/a				n/a			
Minutes	4	at Iowa (11/16/10)			4	at Iowa (11/16/10)		

CAREER STATISTICS

Year	G	S	Min	Avg	FG	FGA	FG%	3FG	3FGA	3FG%	FT	FTA	FT%	Off	Def	Reb	Avg	Foul	DQ	Ast	Avg	TO	Avg	Blk	Avg	Stl	Avg	Pts	Avg
2010-11	2	0	6	3.0	0	1	0.000	0	0	.000	0	0	.000	0	2	2	1.0	0	0	0	0.0	1	0.5	0	0.0	0	0.0	0	0.0
Career	2	0	6	3.0	0	1	0.000	0	0	.000	0	0	.000	0	2	2	1.0	0	0	0	0.0	1	0.5	0	0.0	0	0.0	0	0.0

SUN BELT STATISTICS

Season Statistics																										
Year	G	S	Min	Avg	FG	FGA	FG%	3FG	3FGA	3FG%	FT	FTA	FT%	Off	Def	Reb	Avg	Foul	DQ	Ast	TO	Blk	Stl	Pts	Avg	
2010-11																										
Career																										



10 Marcelis Hansberry

Freshman » Guard » 6-0 » 180
Jackson, Miss. » Provine HS

HANSBERRY NOTABLES

- Averaging 7.5 points and 4.0 assists per game as a starter.
- Had a career-high five rebounds at Kent State (Dec. 2).
- Recorded career-highs in points (9) and assists (5), along with four rebounds in just 19 minutes against SE Oklahoma (Nov. 20).
- Made his first career start at Iowa (Nov. 16). Scored seven points with four steals and a two assists in 36 minutes.
- Scored two points and dished out three assists in his collegiate debut against Texas Tech (Nov. 12).
- Averaged 15 points and five assists per game as a senior at Provine High School in Jackson, Miss., where he led the Rams to a runner-up finish in the Mississippi 5A State Tournament.
- Earned All-Metro Second Team and All-State Honorable Mention recognition as a senior at Provine.

2010-11 SEASON GAME-BY-GAME

Opponent	Date	GS	Min	FG	FGA	Pct	3FG	3FGA	Pct	FT	FTA	Pct	O	D	Tot	Avg	PF	FO	A	TO	Blk	Stl	Pts	Avg	
at Texas Tech	11/12/10		23	1	2	.500	0	0	.000	0	0	.000	0	0	0	0.0	1	0	3	3	0	0	2	2.0	
at Iowa	11/16/10	*	36	3	11	.273	1	3	.333	0	0	.000	1	0	1	0.5	3	0	2	2	0	4	7	4.5	
SE OKLAHOMA ST	11/20/10	*	19	3	9	.333	0	1	.000	3	4	.750	1	3	4	1.7	2	0	5	3	0	1	9	6.0	
STEPHEN F. AUSTIN	11/23/10		8	0	0	.000	0	0	.000	0	0	.000	0	0	0	1.3	1	0	1	3	0	0	0	4.5	
v. Jacksonville State	11/26/10		25	2	4	.500	1	1	1.000	1	2	.500	0	2	2	1.4	3	0	1	0	0	0	6	4.8	
at Illinois State	11/27/10		12	0	1	.000	0	0	.000	0	0	.000	1	1	2	1.5	1	0	0	1	0	0	0	4.0	
v. South Dakota	11/28/10		9	0	5	.000	0	3	.000	2	2	1.000	0	1	1	1.4	0	0	1	2	0	1	2	3.7	
at Kent State	12/2/10	*	24	3	8	.375	0	3	.000	1	2	.500	0	5	5	1.9	4	0	4	2	0	1	7	4.1	
at Louisiana Tech	12/4/10		18	0	1	.000	0	1	.000	0	0	.000	0	1	1	1.8	1	0	1	1	0	0	0	3.7	
CENTENARY	12/11/10	*	35	1	3	.333	0	2	.000	5	8	.625	0	1	1	1.7	2	0	5	2	0	1	7	4.0	
at UTEP	12/15/10																								
FLORIDA ATLANTIC	12/19/10																								
NO. COLORADO	12/22/10																								
at Stephen F. Austin	12/29/10																								
FIU	1/2/11																								
UNION COLLEGE	1/4/11																								
DENVER	1/8/11																								
at UALR	1/13/11																								
at South Alabama	1/15/11																								
NORTH TEXAS	1/20/11																								
at UL-Lafayette	1/22/11																								
at Arkansas State	1/27/11																								
TROY	1/29/11																								
at Middle Tennessee	2/3/11																								
at Western Kentucky	2/5/11																								
ARKANSAS STATE	2/10/11																								
UALR	2/12/11																								
at Denver	2/17/11																								
at North Texas	2/19/11																								
UL-LAFAYETTE	2/26/11																								
Totals			4	209	13	44	.295	2	14	.143	12	18	.667	3	14	17	1.7	18	0	23	19	0	8	40	4.0

2010-11 SEASON BESTS

Points	9	SE Oklahoma State (11/20/10)
Field Goals	3	three times, last: at Kent State (12/2/10)
Field Goal Attempts	11	at Iowa (11/16/10)
3-Point Field Goals	1	twice, last: vs. Jacksonville State (11/26/10)
3-Point Field Goal Attempts	3	three times, last: at Kent State (12/2/10)
Free Throws	5	vs. Centenary (12/11/10)
Free Throw Attempts	8	vs. Centenary (12/11/10)
Rebounds	5	at Kent State (12/2/10)
Offensive Rebounds	1	three times, last: at Illinois State (11/27/10)
Defensive Rebounds	5	at Kent State (12/2/10)
Assists	5	twice, last: vs. Centenary (12/11/10)
Turnovers	3	three times, last: Stephen F. Austin (11/23/10)
Blocks	n/a	n/a
Steals	4	at Iowa (11/16/10)
Minutes	36	at Iowa (11/16/10)

CAREER BESTS

Points	9	SE Oklahoma State (11/20/10)
Field Goals	3	three times, last: at Kent State (12/2/10)
Field Goal Attempts	11	at Iowa (11/16/10)
3-Point Field Goals	1	twice, last: vs. Jacksonville State (11/26/10)
3-Point Field Goal Attempts	3	three times, last: at Kent State (12/2/10)
Free Throws	5	vs. Centenary (12/11/10)
Free Throw Attempts	8	vs. Centenary (12/11/10)
Rebounds	5	at Kent State (12/2/10)
Offensive Rebounds	1	three times, last: at Illinois State (11/27/10)
Defensive Rebounds	5	at Kent State (12/2/10)
Assists	5	twice, last: vs. Centenary (12/11/10)
Turnovers	3	three times, last: Stephen F. Austin (11/23/10)
Blocks	n/a	n/a
Steals	4	at Iowa (11/16/10)
Minutes	36	at Iowa (11/16/10)

CAREER STATISTICS

Year	G	S	Min	Avg	FG	FGA	FG%	3FG	3FGA	3FG%	FT	FTA	FT%	Off	Def	Reb	Avg	Foul	DQ	Ast	Avg	TO	Avg	Blk	Avg	Stl	Avg	Pts	Avg
2010-11	10	4	209	20.9	13	44	0.295	2	14	0.143	12	18	0.667	3	14	17	1.7	18	0	23	2.3	19	1.9	0	0.0	8	0.8	40	4.0
Career	10	4	209	20.9	13	44	0.295	2	14	0.143	12	18	0.667	3	14	17	1.7	18	0	23	2.3	19	1.9	0	0.0	8	0.8	40	4.0

SUN BELT STATISTICS

Year	G	S	Min	Avg	FG	FGA	FG%	3FG	3FGA	3FG%	FT	FTA	FT%	Off	Def	Reb	Avg	Foul	DQ	Ast	Avg	TO	Avg	Blk	Avg	Stl	Pts	Avg
2010-11																												
Career																												



11 Charles Winborne

Sophomore » Guard » 6-0 » 170
Shreveport, La. » Loyola-Chicago

WINBORNE NOTABLES

- Will redshirt this season following his transfer from Loyola-Chicago.
- Played one season at Loyola, appearing in seven contests. Scored three points and had a steal in the Ramblers' season opener at Kansas State.
- Attended Loyola College Prep in Shreveport, La., where he averaged 27.6 points, 6.9 rebounds and 2.8 assists per game as a senior.
- Won the Louisiana Class 2A Player of the Year award as a junior in 2007-08 and was runner-up for the honor as a senior in 2008-09.

2010-11 SEASON GAME-BY-GAME

Opponent	Date	GS	Min	FG	FGA	Pct	3FG	3FGA	Pct	FT	FTA	Pct	O	D	Tot	Avg	PF	FO	A	TO	Blk	Stl	Pts	Avg
at Texas Tech	11/12/10																							
at Iowa	11/16/10																							
SE OKLAHOMA ST	11/20/10																							
STEPHEN F. AUSTIN	11/23/10																							
v. Jacksonville State	11/26/10																							
at Illinois State	11/27/10																							
v. South Dakota	11/28/10																							
at Kent State	12/2/10																							
at Louisiana Tech	12/4/10																							
CENTENARY	12/11/10																							
at UTEP	12/15/10																							
FLORIDA ATLANTIC	12/19/10																							
NO. COLORADO	12/22/10																							
at Stephen F. Austin	12/29/10																							
FIU	1/2/11																							
UNION COLLEGE	1/4/11																							
DENVER	1/8/11																							
at UALR	1/13/11																							
at South Alabama	1/15/11																							
NORTH TEXAS	1/20/11																							
at UL-Lafayette	1/22/11																							
at Arkansas State	1/27/11																							
TROY	1/29/11																							
at Middle Tennessee	2/3/11																							
at Western Kentucky	2/5/11																							
ARKANSAS STATE	2/10/11																							
UALR	2/12/11																							
at Denver	2/17/11																							
at North Texas	2/19/11																							
UL-LAFAYETTE	2/26/11																							

Totals

2010-11 SEASON BESTS

Points	n/a
Field Goals	n/a
Field Goal Attempts	n/a
3-Point Field Goals	n/a
3-Point Field Goal Attempts	n/a
Free Throws	n/a
Free Throw Attempts	n/a
Rebounds	n/a
Offensive Rebounds	n/a
Defensive Rebounds	n/a
Assists	n/a
Turnovers	n/a
Blocks	n/a
Steals	n/a
Minutes	n/a

CAREER BESTS

3	at Kansas State (11/13/09)
1	at Kansas State (11/13/09)
4	at Kansas State (11/13/09)
1	at Kansas State (11/13/09)
1	at Kansas State (11/13/09)
n/a	
n/a	
1	at Wright State (1/30/10)
n/a	
1	at Wright State (1/30/10)
n/a	
n/a	
n/a	
1	at Kansas State (11/13/09)
3	at Kansas State (11/13/09)

CAREER STATISTICS

Year	G	S	Min	Avg	FG	FGA	FG%	3FG	3FGA	3FG%	FT	FTA	FT%	Off	Def	Reb	Avg	Foul	DQ	Ast	Avg	TO	Avg	Blk	Avg	Stl	Avg	Pts	Avg
2009-10*	7	0	10	1.4	1	4	.250	1	1	1.00	0	0	.000	0	1	1	0.1	1	0	0	0.0	2	0.3	0	0.0	1	0.1	3	0.4
2010-11																													
Career	7	0	10	1.4	1	4	.250	1	1	1.00	0	0	.000	0	1	1	0.1	1	0	0	0.0	2	0.3	0	0.0	1	0.1	3	0.4

* denotes season played at Loyola-Chicago

SUN BELT STATISTICS

Year	G	S	Min	Avg	FG	FGA	FG%	3FG	3FGA	3FG%	FT	FTA	FT%	Off	Def	Reb	Avg	Foul	DQ	Ast	Avg	TO	Avg	Blk	Avg	Stl	Avg	Pts	Avg
2010-11																													
Career																													



12 Lonell Reeves

Junior » Guard » 5-10 » 177
Springfield, Ill. » Danville Area CC

REEVES NOTABLES

• Played last season at Danville Area CC in Danville, Ill., where he appeared in 31 games and averaged 3.8 points, 3.4 assists and 2.7 rebounds per contest.

• Spent his first season of collegiate basketball at the University of Illinois at Springfield, where he appeared in 12 games and averaged 3.5 points, 2.0 rebounds and 1.3 assists per game, helping the Prairie Stars to a 22-10 record.

• Joined the ULM basketball program in September as a walk-on.

• Averaged 7.4 points per game as a high school senior at Springfield High School in Springfield, Ill.

2010-11 SEASON GAME-BY-GAME

Opponent	Date	GS	Min	FG	FGA	Pct	3FG	3FGA	Pct	FT	FTA	Pct	O	D	Tot	Avg	PF	FO	A	TO	Blk	Stl	Pts	Avg
at Texas Tech	11/12/10					Did not dress																		
at Iowa	11/16/10					Did not dress																		
SE OKLAHOMA ST	11/20/10					Did not dress																		
STEPHEN F. AUSTIN	11/23/10					Did not dress																		
v. Jacksonville State	11/26/10					Did not dress																		
at Illinois State	11/27/10					Did not dress																		
v. South Dakota	11/28/10					Did not dress																		
at Kent State	12/2/10					Did not dress																		
at Louisiana Tech	12/4/10					Did not dress																		
CENTENARY	12/11/10																							
at UTEP	12/15/10																							
FLORIDA ATLANTIC	12/19/10																							
NO. COLORADO	12/22/10																							
at Stephen F. Austin	12/29/10																							
FIU	1/2/11																							
UNION COLLEGE	1/4/11																							
DENVER	1/8/11																							
at UALR	1/13/11																							
at South Alabama	1/15/11																							
NORTH TEXAS	1/20/11																							
at UL-Lafayette	1/22/11																							
at Arkansas State	1/27/11																							
TROY	1/29/11																							
at Middle Tennessee	2/3/11																							
at Western Kentucky	2/5/11																							
ARKANSAS STATE	2/10/11																							
UALR	2/12/11																							
at Denver	2/17/11																							
at North Texas	2/19/11																							
UL-LAFAYETTE	2/26/11																							

Totals

2010-11 SEASON BESTS

Points	n/a
Field Goals	n/a
Field Goal Attempts	n/a
3-Point Field Goals	n/a
3-Point Field Goal Attempts	n/a
Free Throws	n/a
Free Throw Attempts	n/a
Rebounds	n/a
Offensive Rebounds	n/a
Defensive Rebounds	n/a
Assists	n/a
Turnovers	n/a
Blocks	n/a
Steals	n/a
Minutes	n/a

CAREER BESTS

Points	n/a
Field Goals	n/a
Field Goal Attempts	n/a
3-Point Field Goals	n/a
3-Point Field Goal Attempts	n/a
Free Throws	n/a
Free Throw Attempts	n/a
Rebounds	n/a
Offensive Rebounds	n/a
Defensive Rebounds	n/a
Assists	n/a
Turnovers	n/a
Blocks	n/a
Steals	n/a
Minutes	n/a

CAREER STATISTICS

Year	G	S	Min	Avg	FG	FGA	FG%	3FG	3FGA	3FG%	FT	FTA	FT%	Off	Def	Reb	Avg	Foul	DQ	Ast	Avg	TO	Avg	Blk	Avg	Stl	Avg	Pts	Avg
2010-11																													
Career																													

SUN BELT STATISTICS

Season Statistics																										
Year	G	S	Min	Avg	FG	FGA	FG%	3FG	3FGA	3FG%	FT	FTA	FT%	Off	Def	Reb	Avg	Foul	DQ	Ast	TO	Blk	Stl	Pts	Avg	
2010-11																										
Career																										



13 Tommie Sykes

Junior » Forward » 6-4 » 205
Philadelphia, Pa. » Odessa College

SYKES NOTABLES

• Ranks fifth in the NCAA with 43 offensive rebounds; leads the SBC averaging 4.3 offensive rebounds per game.

• Tied a career-high with 10 rebounds at Kent State (Dec. 2).

• Did not make a free throw against Kent State (Dec. 2). First game without a free throw make since Jan. 2, 2010 vs. UALR (24 games).

• Named to the All-Tournament Team at the Global Sports Roundball Classic. Averaged 15.7 points and 8.7 rebounds per game in the tournament.

• Earned 12 trips to the free-throw line against SE Oklahoma (Nov. 20). Has 10 games with double-figure free throw attempts in 35 career games.

• Earned All-Louisiana honorable mention recognition last year from the LSWA.

• Averaged 10.4 points and 5.3 rebounds per game a year ago. Played an average of 22.3 minutes per game, used primarily as a sixth-man during the season.

• Is the leading returning scorer and rebounder for the Warhawks.

• Scored 158 of his 322 points (49 percent) from the free-throw line last season. Shot 72.5 percent (158-of-218) from the charity stripe.

• Attended the same high school, Simon Gratz HS in Philadelphia, Pa., as four-time NBA All-Star Rasheed Wallace.

• Came to ULM after two seasons at Odessa College where he averaged 13.4 points and 7.1 rebounds per game. While at Odessa, he earned his way to the free throw line over 400 times in two seasons, shooting 70.5 percent from the charity stripe.

2010-11 SEASON GAME-BY-GAME

Opponent	Date	GS	Min	FG	FGA	Pct	3FG	3FGA	Pct	FT	FTA	Pct	O	D	Tot	Avg	PF	FO	A	TO	Blk	Stl	Pts	Avg	
at Texas Tech	11/12/10	*	23	2	9	.222	0	0	.000	3	4	.750	4	1	5	5.0	5	1	0	0	0	1	7	7.0	
at Iowa	11/16/10	*	28	6	11	.545	0	0	.000	2	2	1.000	6	1	7	6.0	3	0	0	4	0	0	14	10.5	
SE OKLAHOMA ST	11/20/10	*	32	4	9	.444	0	0	.000	5	12	.417	3	3	6	6.0	4	0	0	1	1	3	13	11.3	
STEPHEN F. AUSTIN	11/23/10	*	37	6	10	.600	0	0	.000	1	3	.333	3	1	4	5.5	4	0	1	3	1	3	13	11.8	
v. Jacksonville State	11/26/10	*	33	4	11	.364	0	0	.000	8	8	1.000	4	4	8	6.0	4	0	2	4	0	1	16	12.6	
at Illinois State	11/27/10	*	37	3	15	.200	0	0	.000	6	11	.545	3	6	9	6.5	5	1	3	3	0	4	12	12.5	
v. South Dakota	11/28/10	*	36	7	11	.636	0	0	.000	5	9	.556	5	4	9	6.9	3	0	1	2	1	0	19	13.4	
at Kent State	12/2/10	*	31	3	9	.333	0	0	.000	0	2	.000	4	6	10	7.3	0	0	2	2	0	0	6	12.5	
at Louisiana Tech	12/4/10	*	23	1	2	.500	0	0	.000	2	5	.400	5	3	8	7.3	5	1	1	0	0	3	4	11.6	
CENTENARY	12/11/10	*	33	3	8	.375	0	0	.000	0	4	.000	6	2	8	7.4	5	1	0	2	2	1	6	11.0	
at UTEP	12/15/10																								
FLORIDA ATLANTIC	12/19/10																								
NO. COLORADO	12/22/10																								
at Stephen F. Austin	12/29/10																								
FIU	1/2/11																								
UNION COLLEGE	1/4/11																								
DENVER	1/8/11																								
at UALR	1/13/11																								
at South Alabama	1/15/11																								
NORTH TEXAS	1/20/11																								
at UL-Lafayette	1/22/11																								
at Arkansas State	1/27/11																								
TROY	1/29/11																								
at Middle Tennessee	2/3/11																								
at Western Kentucky	2/5/11																								
ARKANSAS STATE	2/10/11																								
UALR	2/12/11																								
at Denver	2/17/11																								
at North Texas	2/19/11																								
UL-LAFAYETTE	2/26/11																								
Totals			10	313	39	95	.411	0	0	.000	32	60	.533	43	31	74	7.4	38	4	10	21	5	16	110	11.0

	2010-11 SEASON BESTS		CAREER BESTS	
Points	19	vs. South Dakota (11/28/10)	27	at Louisiana-Lafayette (2/20/10)
Field Goals	7	vs. South Dakota (11/28/10)	8	at Louisiana-Lafayette (2/20/10)
Field Goal Attempts	15	at Illinois State (11/27/10)	15	at Illinois State (11/27/10)
3-Point Field Goals	n/a		n/a	
3-Point Field Goal Attempts	n/a		n/a	
Free Throws	8	vs. Jacksonville State (11/26/10)	17	Troy (12/31/09)
Free Throw Attempts	12	SE Oklahoma State (11/20/10)	20	Troy (12/31/09)
Rebounds	10	at Kent State (12/2/10)	10	twice, last: at Kent State (12/2/10)
Offensive Rebounds	6	twice, last: vs. Centenary (12/11/10)	6	three times, last: vs. Centenary (12/11/10)
Defensive Rebounds	6	twice, last: at Kent State (12/2/10)	7	Denver (1/16/10)
Assists	3	at Illinois State (11/27/10)	3	at Illinois State (11/27/10)
Turnovers	4	twice, last: vs. Jacksonville State (11/26/10)	5	twice, last: at North Texas (12/13/09)
Blocks	2	vs. Centenary (12/11/10)	2	vs. Centenary (12/11/10)
Steals	4	at Illinois State (11/27/10)	4	at Illinois State (11/27/10)
Minutes	37	twice, last: at Illinois State (11/27/10)	38	vs. Louisiana-Lafayette (3/6/10)

CAREER STATISTICS

Year	G	S	Min	Avg	FG	FGA	FG%	3FG	3FGA	3FG%	FT	FTA	FT%	Off	Def	Reb	Avg	Foul	DQ	Ast	Avg	TO	Avg	Blk	Avg	Stl	Avg	Pts	Avg
2009-10	31	7	691	22.3	82	156	0.526	0	0	.000	158	218	0.725	82	83	165	5.3	98	5	15	0.5	68	2.2	4	0.1	19	0.6	322	10.4
2010-11	10	10	313	31.3	39	95	0.411	0	0	.000	32	60	0.533	43	31	74	7.4	38	4	10	1.0	21	2.1	5	0.5	16	1.6	110	11.0
Career	41	17	1004	24.5	121	251	0.482	0	0	.000	190	278	0.683	125	114	239	5.8	136	9	25	0.6	89	2.2	9	0.2	35	0.9	432	10.5

SUN BELT STATISTICS

Year	G	S	Min	Avg	FG	FGA	FG%	3FG	3FGA	3FG%	FT	FTA	FT%	Off	Def	Reb	Avg	Foul	DQ	Ast	Avg	TO	Avg	Blk	Avg	Stl	Avg	Pts	Avg
2009-10	18	5	426	23.7	45	91	0.495	0	0	.000	96	133	0.722	52	46	98	5.4	56	5	9	0.5	36	2.0	3	0.2	9	0.5	186	10.3
Career	18	5	426	23.7	45	91	0.495	0	0	.000	96	133	0.722	52	46	98	5.4	56	5	9	0.5	36	2.0	3	0.2	9	0.5	186	10.3



R.J. McCray

Freshman » Guard » 6-2 » 180

Grand Prairie, Texas » Grace Prep Academy

McCRAY NOTABLES

- Dished out a career-best four assists at Kent State (Dec. 2).
- Scored his first career points at Iowa (Nov. 16). Finished the contest with seven points, three rebounds and three assists.
- Played two minutes in his collegiate debut at Texas Tech (Nov. 12), grabbing one rebound.
- Attended Grace Prep Academy in Arlington, Texas, where he averaged 13 points, six rebounds and five assists per game as a senior while leading his team to the state semifinals.
- Earned 4A All-State Second Team honors from the Texas Association of Private and Parochial Schools (TAPPS) as a senior.

2010-11 SEASON GAME-BY-GAME

Opponent	Date	GS	Min	FG	FGA	Pct	3FG	3FGA	Pct	FT	FTA	Pct	O	D	Tot	Avg	PF	FO	A	TO	Blk	Stl	Pts	Avg	
at Texas Tech	11/12/10		2	0	0	.000	0	0	.000	0	0	.000	1	0	1	1.0	1	0	0	0	0	0	0	0.0	
at Iowa	11/16/10		23	3	5	.600	0	0	.000	1	2	.500	0	3	3	2.0	0	0	3	2	0	0	7	3.5	
SE OKLAHOMA ST	11/20/10		9	0	3	.000	0	1	.000	0	0	.000	0	0	0	1.3	0	0	0	1	0	0	0	2.3	
STEPHEN F. AUSTIN	11/23/10		Did not play																						
v. Jacksonville State	11/26/10		Did not play																						
at Illinois State	11/27/10		2	0	0	.000	0	0	.000	0	0	.000	0	0	0	1.0	0	0	0	0	0	0	0	1.8	
v. South Dakota	11/28/10		7	0	0	.000	0	0	.000	0	0	.000	0	0	0	0.8	0	0	0	0	0	0	0	1.4	
at Kent State	12/2/10		22	2	3	.667	0	0	.000	0	0	.000	1	0	1	0.8	1	0	4	1	0	1	4	1.8	
at Louisiana Tech	12/4/10		Did not play																						
CENTENARY	12/11/10		12	1	2	.500	0	0	.000	0	0	.000	1	1	2	1.0	2	0	0	0	0	0	2	1.9	
at UTEP	12/15/10																								
FLORIDA ATLANTIC	12/19/10																								
NO. COLORADO	12/22/10																								
at Stephen F. Austin	12/29/10																								
FIU	1/2/11																								
UNION COLLEGE	1/4/11																								
DENVER	1/8/11																								
at UALR	1/13/11																								
at South Alabama	1/15/11																								
NORTH TEXAS	1/20/11																								
at UL-Lafayette	1/22/11																								
at Arkansas State	1/27/11																								
TROY	1/29/11																								
at Middle Tennessee	2/3/11																								
at Western Kentucky	2/5/11																								
ARKANSAS STATE	2/10/11																								
UALR	2/12/11																								
at Denver	2/17/11																								
at North Texas	2/19/11																								
UL-LAFAYETTE	2/26/11																								
Totals			0	77	6	13	.462	0	1	.000	1	2	.500	3	4	7	1.0	4	0	7	4	0	1	13	1.9

	2010-11 SEASON BESTS													CAREER BESTS												
Points	7	at Iowa (11/16/10)												7	at Iowa (11/16/10)											
Field Goals	3	at Iowa (11/16/10)												3	at Iowa (11/16/10)											
Field Goal Attempts	5	at Iowa (11/16/10)												5	at Iowa (11/16/10)											
3-Point Field Goals	n/a													n/a												
3-Point Field Goal Attempts	1	SE Oklahoma State (11/20/10)												1	SE Oklahoma State (11/20/10)											
Free Throws	1	at Iowa (11/16/10)												1	at Iowa (11/16/10)											
Free Throw Attempts	2	at Iowa (11/16/10)												2	at Iowa (11/16/10)											
Rebounds	3	at Iowa (11/16/10)												3	at Iowa (11/16/10)											
Offensive Rebounds	1	three times, last: vs. Centenary (12/11/10)												1	three times, last: vs. Centenary (12/11/10)											
Defensive Rebounds	3	at Iowa (11/16/10)												3	at Iowa (11/16/10)											
Assists	4	at Kent State (12/2/10)												1	at Kent State (12/2/10)											
Turnovers	2	at Iowa (11/16/10)												2	at Iowa (11/16/10)											
Blocks	n/a													n/a												
Steals	1	at Kent State (12/2/10)												1	at Kent State (12/2/10)											
Minutes	23	at Iowa (11/16/10)												23	at Iowa (11/16/10)											

CAREER STATISTICS

Year	G	S	Min	Avg	FG	FGA	FG%	3FG	3FGA	3FG%	FT	FTA	FT%	Off	Def	Reb	Avg	Foul	DQ	Ast	Avg	TO	Avg	Blk	Avg	Stl	Avg	Pts	Avg
2010-11	7	0	77	11.0	6	13	0.462	0	1	0.000	1	2	0.500	3	4	7	1.0	4	0	7	1.0	4	0.6	0	0.0	1	0.1	13	1.9
Career	7	0	77	11.0	6	13	0.462	0	1	0.000	1	2	0.500	3	4	7	1.0	4	0	7	1.0	4	0.6	0	0.0	1	0.1	13	1.9

SUN BELT STATISTICS

Year	G	S	Min	Avg	FG	FGA	FG%	3FG	3FGA	3FG%	FT	FTA	FT%	Off	Def	Reb	Avg	Foul	DQ	Ast	Avg	TO	Avg	Blk	Avg	Stl	Avg	Pts	Avg
2010-11																													
Career																													



21 JaMichael Goodin

Freshman » Guard » 6-0 » 175
Monroe, La. » Wossman HS

GOODIN NOTABLES

- Saw his first career action at Iowa (Nov. 16).
- Saw his second action of the season vs. Centenary; pulled down his first career rebound
- Scored 16 points per game as a senior at Wossman High School in Monroe, La.
- Earned 2010 Monroe News-Star All-Northeast 5A/4A Second Team honors.
- Joined the ULM basketball program in September as a walk-on.

2010-11 SEASON GAME-BY-GAME

Opponent	Date	GS	Min	FG	FGA	Pct	3FG	3FGA	Pct	FT	FTA	Pct	O	D	Tot	Avg	PF	FO	A	TO	Blk	Stl	Pts	Avg
at Texas Tech	11/12/10					Did not dress																		
at Iowa	11/16/10		1	0	0	.000	0	0	.000	0	0	.000	0	0	0	0.0	0	0	0	0	0	0	0	0.0
SE OKLAHOMA ST	11/20/10					Did not play																		
STEPHEN F. AUSTIN	11/23/10					Did not play																		
v. Jacksonville State	11/26/10					Did not play																		
at Illinois State	11/27/10					Did not play																		
v. South Dakota	11/28/10					Did not play																		
at Kent State	12/2/10					Did not play																		
at Louisiana Tech	12/4/10					Did not play																		
CENTENARY	12/11/10	2	0	0	.000	0	0	.000	0	0	.000	1	0	1	0.5	1	0	0	0	0	0	0	0	0.0
at UTEP	12/15/10																							
FLORIDA ATLANTIC	12/19/10																							
NO. COLORADO	12/22/10																							
at Stephen F. Austin	12/29/10																							
FIU	1/2/11																							
UNION COLLEGE	1/4/11																							
DENVER	1/8/11																							
at UALR	1/13/11																							
at South Alabama	1/15/11																							
NORTH TEXAS	1/20/11																							
at UL-Lafayette	1/22/11																							
at Arkansas State	1/27/11																							
TROY	1/29/11																							
at Middle Tennessee	2/3/11																							
at Western Kentucky	2/5/11																							
ARKANSAS STATE	2/10/11																							
UALR	2/12/11																							
at Denver	2/17/11																							
at North Texas	2/19/11																							
UL-LAFAYETTE	2/26/11																							
Totals			0	3	0	0	.000	0	0	.000	0	0	.000	1	0	1	0.5	1	0	0	0	0	0	0.0

	2010-11 SEASON BESTS				CAREER BESTS			
Points	n/a				n/a			
Field Goals	n/a				n/a			
Field Goal Attempts	n/a				n/a			
3-Point Field Goals	n/a				n/a			
3-Point Field Goal Attempts	n/a				n/a			
Free Throws	n/a				n/a			
Free Throw Attempts	n/a				n/a			
Rebounds	1	vs. Centenary (12/11/10)			1	vs. Centenary (12/11/10)		
Offensive Rebounds	1	vs. Centenary (12/11/10)			1	vs. Centenary (12/11/10)		
Defensive Rebounds	n/a				n/a			
Assists	n/a				n/a			
Turnovers	n/a				n/a			
Blocks	n/a				n/a			
Steals	n/a				n/a			
Minutes	2	vs. Centenary (12/11/10)			2	vs. Centenary (12/11/10)		

CAREER STATISTICS

Year	G	S	Min	Avg	FG	FGA	FG%	3FG	3FGA	3FG%	FT	FTA	FT%	Off	Def	Reb	Avg	Foul	DQ	Ast	Avg	TO	Avg	Blk	Avg	Stl	Avg	Pts	Avg
2010-11	2	0	3	1.5	0	0	.000	0	0	.000	0	0	.000	1	0	1	0.5	1	0	0	0.0	0	0.0	0	0.0	0	0.0	0	0.0
Career	2	0	3	1.5	0	0	.000	0	0	.000	0	0	.000	1	0	1	0.5	1	0	0	0.0	0	0.0	0	0.0	0	0.0	0	0.0

SUN BELT STATISTICS

Year	G	S	Min	Avg	FG	FGA	FG%	3FG	3FGA	3FG%	FT	FTA	FT%	Off	Def	Reb	Avg	Foul	DQ	Ast	Avg	TO	Avg	Blk	Avg	Stl	Avg	Pts	Avg
2010-11																													
Career																													



22 Lawrence Gilbert

Junior » Forward » 6-7 » 210

New Orleans, La. » University of Miami (Fla.)

GILBERT NOTABLES

- Second in the Sun Belt in free-throw shooting at 87.0 percent (20-of-23).

- Ranks fifth in the Sun Belt in minutes played averaging 34.2 minutes per game.

- Has six seven-plus rebound games this season, had seven seven-plus rebound games all of last season.

- Scored 18 points, tying his 2009-10 season-high, in the season opener at Texas Tech (Nov. 12). Also tied a career-high with 15 field goal attempts and was a perfect 5-for-5 from the free-throw line.

- One of four Warhawks to appear in all 31 games last season, made 26 starts. Averaged 9.6 points and 4.5 rebounds per contest.

- Shot a team-best 83.8 percent (57-of-68) from the free-throw line. Would have ranked second in the Sun Belt had he reached the minimum number of free throws.

- Scored in double-figures 16 times last season and 33 times in his collegiate career (32 at ULM and 1 at Miami).

- Has played in 55 consecutive games for the Warhawks since becoming eligible following his transfer from Miami.

- Played one season at the University of Miami (Fla.) after graduating from L.W. Higgins High School in New Orleans, La.

2010-11 SEASON GAME-BY-GAME

Opponent	Date	GS	Min	FG	FGA	Pct	3FG	3FGA	Pct	FT	FTA	Pct	O	D	Tot	Avg	PF	FO	A	TO	Blk	Stl	Pts	Avg	
at Texas Tech	11/12/10	*	31	6	15	.400	1	4	.250	5	5	1.000	1	4	5	5.0	3	0	3	1	0	0	18	18.0	
at Iowa	11/16/10	*	37	2	12	.167	2	8	.250	0	0	.000	0	8	8	6.5	4	0	0	6	0	2	6	12.0	
SE OKLAHOMA ST	11/20/10	*	33	4	10	.400	2	5	.400	4	4	1.000	4	4	8	7.0	2	0	2	2	0	0	14	12.7	
STEPHEN F. AUSTIN	11/23/10	*	37	2	8	.250	1	3	.333	2	3	.667	3	6	9	7.5	2	0	2	1	0	0	7	11.3	
v. Jacksonville State	11/26/10	*	35	4	9	.444	0	2	.000	5	5	1.000	1	6	7	7.4	3	0	1	2	0	2	13	11.6	
at Illinois State	11/27/10	*	37	7	9	.778	3	5	.600	0	0	.000	2	5	7	7.3	2	0	3	3	0	1	17	12.5	
v. South Dakota	11/28/10	*	40	5	11	.455	1	6	.167	0	0	.000	2	5	7	7.3	4	0	3	2	2	2	11	12.3	
at Kent State	12/2/10	*	36	3	10	.300	2	7	.286	0	0	.000	0	3	3	6.8	3	0	2	5	0	1	8	11.8	
at Louisiana Tech	12/4/10	*	35	3	14	.214	1	9	.111	3	4	.750	4	1	5	6.6	4	0	2	0	1	1	10	11.6	
CENTENARY	12/11/10	*	21	3	7	.429	0	1	.000	1	2	.500	1	1	2	6.1	1	0	0	3	0	1	7	11.1	
at UTEP	12/15/10																								
FLORIDA ATLANTIC	12/19/10																								
NO. COLORADO	12/22/10																								
at Stephen F. Austin	12/29/10																								
FIU	1/2/11																								
UNION COLLEGE	1/4/11																								
DENVER	1/8/11																								
at UALR	1/13/11																								
at South Alabama	1/15/11																								
NORTH TEXAS	1/20/11																								
at UL-Lafayette	1/22/11																								
at Arkansas State	1/27/11																								
TROY	1/29/11																								
at Middle Tennessee	2/3/11																								
at Western Kentucky	2/5/11																								
ARKANSAS STATE	2/10/11																								
UALR	2/12/11																								
at Denver	2/17/11																								
at North Texas	2/19/11																								
UL-LAFAYETTE	2/26/11																								
Totals			10	342	39	105	.371	13	50	.260	20	23	.870	18	43	61	6.1	28	0	18	25	3	10	111	11.1

	2010-11 SEASON BESTS			CAREER BESTS		
Points	18	at Texas Tech (11/12/10)		22	Tennessee Tech (12/29/08)	
Field Goals	7	at Illinois State (11/27/10)		8	twice, last: Tennessee Tech (12/29/08)	
Field Goal Attempts	15	at Texas Tech (11/12/10)		15	four times, last: at Texas Tech (11/12/10)	
3-Point Field Goals	3	at Illinois State (11/27/10)		5	twice, last: New Orleans (2/18/10)	
3-Point Field Goal Attempts	9	at Louisiana Tech (12/4/10)		9	five times, last: at Louisiana Tech (12/4/10)	
Free Throws	5	twice, last: vs. Jacksonville State (11/26/10)		7	at McNeese State (12/13/08)	
Free Throw Attempts	5	twice, last: vs. Jacksonville State (11/26/10)		8	at McNeese State (12/13/08)	
Rebounds	9	Stephen F. Austin (11/23/10)		13	at Denver (3/4/09)	
Offensive Rebounds	4	twice, last vs: at Louisiana Tech (12/4/10)		6	Troy (1/17/09)	
Defensive Rebounds	8	at Iowa (11/16/10)		10	Middle Tennessee (1/21/10)	
Assists	3	three times, last: vs. South Dakota (11/28/10)		4	Grambling State (11/24/09)	
Turnovers	6	at Iowa (11/16/10)		6	twice, last: at Iowa (11/16/10)	
Blocks	2	vs. South Dakota (11/28/10)		3	at Florida Atlantic (1/22/09)	
Steals	2	three times, last: vs. South Dakota (11/28/10)		4	at Troy (1/28/10)	
Minutes	40	vs. South Dakota (11/28/10)		40	vs. South Dakota (11/28/10)	

CAREER STATISTICS

Year	G	S	Min	Avg	FG	FGA	FG%	3FG	3FGA	3FG%	FT	FTA	FT%	Off	Def	Reb	Avg	Foul	DQ	Ast	Avg	TO	Avg	Blk	Avg	Stl	Avg	Pts	Avg
2006-07	20	2	119	6.0	11	32	0.344	3	10	0.300	5	9	0.556	14	12	26	1.3	14	0	7	0.4	8	0.4	1	0.1	2	0.1	32	1.6
2008-09	24	21	662	27.6	80	191	0.419	44	96	0.458	57	71	0.803	40	79	119	5.0	66	2	17	0.7	45	1.9	12	0.5	16	0.7	261	10.9
2009-10	31	26	792	25.5	96	266	0.361	49	148	0.331	57	68	0.838	37	103	140	4.5	83	1	23	0.7	53	1.7	4	0.1	22	0.7	298	9.6
2010-11	10	10	342	34.2	39	105	0.371	13	50	0.260	20	23	0.870	18	43	61	6.1	28	0	18	1.8	25	2.5	3	0.3	10	1.0	111	11.1
Career	85	59	1915	22.5	226	594	0.380	109	304	0.359	139	171	0.813	109	237	346	4.1	191	3	65	0.8	131	1.5	20	0.2	50	0.6	702	8.3

SUN BELT STATISTICS

Year	G	S	Min	Avg	FG	FGA	FG%	3FG	3FGA	3FG%	FT	FTA	FT%	Off	Def	Reb	Avg	Foul	DQ	Ast	Avg	TO	Avg	Blk	Avg	Stl	Avg	Pts	Avg
2008-09	18	17	489	27.2	51	134	0.381	31	71	0.437	38	49	0.776	25	57	82	4.6	50	2	12	0.7	33	1.8	9	0.5	13	0.7	171	9.5
2009-10	18	15	466	25.9	48	158	0.304	27	91	0.297	26	30	0.867	19	64	83	4.6	44	0	11	0.6	34	1.9	2	0.1	16	0.9	149	8.3
2010-11																													
Career	36	32	955	26.5	99	292	0.339	58	162	0.358	64	79	0.810	44	121	165	4.6	94	2	23	0.6	67	1.9	11	0.3	29	0.8	320	8.9



23 Steven McClellan

Freshman » Forward » 6-7 » 237
Fresno, Calif. » Edison HS

McCLELLAN NOTABLES

• Missed three games with an ankle injury, returned to score seven points against Kent State (Dec. 2).

• Made his first three-pointer on his first attempt at Kent State (Dec. 2).

• Made his first career start against Stephen F. Austin (Nov. 23), scoring a career-best 13 points.

• Grabbed a then-career-high seven rebounds at Iowa (Nov. 16). Also had two blocks and two steals against the Hawkeyes.

• Played 15 minutes in his collegiate debut at Texas Tech (Nov. 12), grabbing one rebound.

• Averaged 17 points and 11 rebounds per game as a senior at Edison High School in Fresno, Calif.

• Named Edison's MVP as a senior, earned All-Valley honorable mention recognition and was selected to play in the Fresno City v. County All-Star Game.

• Brother, Darshawn, is a senior on the basketball team at Vanderbilt University.

2010-11 SEASON GAME-BY-GAME

Opponent	Date	GS	Min	FG	FGA	Pct	3FG	3FGA	Pct	FT	FTA	Pct	O	D	Tot	Avg	PF	FO	A	TO	Blk	Stl	Pts	Avg
at Texas Tech	11/12/10		15	0	1	.000	0	0	.000	0	0	.000	0	1	1	1.0	1	0	0	1	0	0	0	0.0
at Iowa	11/16/10		19	1	4	.250	0	0	.000	0	1	.000	1	6	7	4.0	1	0	1	1	2	2	2	1.0
SE OKLAHOMA ST	11/20/10		24	2	4	.500	0	0	.000	0	0	.000	3	5	8	5.3	3	0	1	1	0	1	4	2.0
STEPHEN F. AUSTIN	11/23/10	*	22	5	9	.556	0	0	.000	3	3	1.000	3	4	7	5.8	3	0	0	2	0	0	13	4.8
v. Jacksonville State	11/26/10		Did not dress																					
at Illinois State	11/27/10		Did not play																					
v. South Dakota	11/28/10		Did not play																					
at Kent State	12/2/10		20	3	3	1.000	1	1	1.000	0	0	.000	0	2	2	5.0	0	0	1	0	0	1	7	5.2
at Louisiana Tech	12/4/10	*	15	2	4	.500	0	0	.000	0	0	.000	0	3	3	4.7	2	0	0	0	0	0	4	5.0
CENTENARY	12/11/10		23	1	5	.200	0	0	.000	3	4	.750	3	3	6	4.9	3	0	1	1	0	0	5	5.0
at UTEP	12/15/10																							
FLORIDA ATLANTIC	12/19/10																							
NO. COLORADO	12/22/10																							
at Stephen F. Austin	12/29/10																							
FIU	1/2/11																							
UNION COLLEGE	1/4/11																							
DENVER	1/8/11																							
at UALR	1/13/11																							
at South Alabama	1/15/11																							
NORTH TEXAS	1/20/11																							
at UL-Lafayette	1/22/11																							
at Arkansas State	1/27/11																							
TROY	1/29/11																							
at Middle Tennessee	2/3/11																							
at Western Kentucky	2/5/11																							
ARKANSAS STATE	2/10/11																							
UALR	2/12/11																							
at Denver	2/17/11																							
at North Texas	2/19/11																							
UL-LAFAYETTE	2/26/11																							
Totals		2	138	14	30	.467	1	1	1.000	6	8	.750	10	24	34	4.9	13	0	4	6	2	4	35	5.0

	2010-11 SEASON BESTS													CAREER BESTS												
Points	13	Stephen F. Austin (11/23/10)												13	Stephen F. Austin (11/23/10)											
Field Goals	5	Stephen F. Austin (11/23/10)												5	Stephen F. Austin (11/23/10)											
Field Goal Attempts	9	Stephen F. Austin (11/23/10)												9	Stephen F. Austin (11/23/10)											
3-Point Field Goals	1	at Kent State (12/2/10)												1	at Kent State (12/2/10)											
3-Point Field Goal Attempts	1	at Kent State (12/2/10)												1	at Kent State (12/2/10)											
Free Throws	3	twice, last: vs. Centenary (12/11/10)												3	twice, last: vs. Centenary (12/11/10)											
Free Throw Attempts	4	vs. Centenary (12/11/10)												4	vs. Centenary (12/11/10)											
Rebounds	8	SE Oklahoma State (11/20/10)												8	SE Oklahoma State (11/20/10)											
Offensive Rebounds	3	three times, last: vs. Centenary (12/11/10)												3	three times, last: vs. Centenary (12/11/10)											
Defensive Rebounds	6	at Iowa (11/16/10)												6	at Iowa (11/16/10)											
Assists	1	four times, last: vs. Centenary (12/11/10)												1	four times, last: vs. Centenary (12/11/10)											
Turnovers	2	Stephen F. Austin (11/23/10)												2	Stephen F. Austin (11/23/10)											
Blocks	2	at Iowa (11/16/10)												2	at Iowa (11/16/10)											
Steals	2	at Iowa (11/16/10)												2	at Iowa (11/16/10)											
Minutes	24	SE Oklahoma State (11/20/10)												24	SE Oklahoma State (11/20/10)											

CAREER STATISTICS

Year	G	S	Min	Avg	FG	FGA	FG%	3FG	3FGA	3FG%	FT	FTA	FT%	Off	Def	Reb	Avg	Foul	DQ	Ast	Avg	TO	Avg	Blk	Avg	Stl	Avg	Pts	Avg
2010-11	7	2	138	19.7	14	30	0.467	1	1	1.000	6	8	0.750	10	24	34	4.9	13	0	4	0.6	6	0.9	2	0.3	4	0.6	35	5.0
Career	7	2	138	19.7	14	30	0.467	1	1	1.000	6	8	0.750	10	24	34	4.9	13	0	4	0.6	6	0.9	2	0.3	4	0.6	35	5.0



24 Hugh Mingo

Junior » Guard » 6-3 » 175

West Monroe, La. » South Plains College

MINGO NOTABLES

• Averaging 16.6 points per game over the last seven games. Has made 2.7 three-pointers per game during that stretch.

• Has played all but 13 minutes in the last seven games.

• Had seven steals against Centenary; the third most in a game in ULM history and the third most in a game this season in the NCAA.

• Scored a career-high 27 points on 9-of-17 shooting against Centenary.

• Scored a then career-high 18 points on 8-of-13 shooting at Louisiana Tech (Dec. 4).

• Started and played 32 minutes in his ULM debut at Texas Tech (Nov. 12). Scored eight points and grabbed seven rebounds.

• Redshirted last season after surgery on both of his shins forced him to miss the entire season.

• Played two seasons at South Plains College. Averaged 12.0 points and 3.7 rebounds per game as a sophomore at South Plains while earning all-conference honors and helping South Plains to a 25-3 record.

• Averaged 7.2 points and 2.4 rebounds per game as a freshman at South Plains as the Texans won the NJCAA National Championship with a 30-5 record.

• Was a three-time all-district selection while prepping at West Monroe High School in West Monroe, La.

2010-11 SEASON GAME-BY-GAME

Opponent	Date	GS	Min	FG	FGA	Pct	3FG	3FGA	Pct	FT	FTA	Pct	O	D	Tot	Avg	PF	FO	A	TO	Blk	Stl	Pts	Avg	
at Texas Tech	11/12/10	*	32	2	6	.333	0	3	.000	4	4	1.000	0	7	7	7.0	2	0	1	1	0	0	8	8.0	
at Iowa	11/16/10	*	23	1	8	.125	0	5	.000	0	0	.000	0	0	0	3.5	1	0	3	5	0	2	2	5.0	
SE OKLAHOMA ST	11/20/10		24	2	8	.250	1	7	.143	0	0	.000	0	5	5	4.0	3	0	0	0	2	1	5	5.0	
STEPHEN F. AUSTIN	11/23/10	*	36	5	10	.500	3	6	.500	4	4	1.000	1	4	5	4.3	2	0	1	3	0	1	17	8.0	
v. Jacksonville State	11/26/10	*	37	4	8	.500	3	6	.500	0	0	.000	0	0	0	3.4	3	0	2	2	0	0	11	8.6	
at Illinois State	11/27/10	*	40	4	11	.364	3	10	.300	0	0	.000	0	4	4	3.5	4	0	1	1	0	0	11	9.0	
v. South Dakota	11/28/10	*	40	6	13	.462	4	10	.400	0	0	.000	1	3	4	3.6	3	0	0	0	1	1	16	10.0	
at Kent State	12/2/10	*	38	7	12	.583	2	7	.286	0	0	.000	0	3	3	3.5	1	0	2	4	0	2	16	10.8	
at Louisiana Tech	12/4/10	*	38	8	13	.615	2	5	.400	0	0	.000	1	8	9	4.1	3	0	0	2	0	0	18	11.6	
CENTENARY	12/11/10	*	38	9	17	.529	2	5	.400	7	9	.778	1	6	7	4.4	1	0	0	3	0	7	27	13.1	
at UTEP	12/15/10																								
FLORIDA ATLANTIC	12/19/10																								
NO. COLORADO	12/22/10																								
at Stephen F. Austin	12/29/10																								
FIU	1/2/11																								
UNION COLLEGE	1/4/11																								
DENVER	1/8/11																								
at UALR	1/13/11																								
at South Alabama	1/15/11																								
NORTH TEXAS	1/20/11																								
at UL-Lafayette	1/22/11																								
at Arkansas State	1/27/11																								
TROY	1/29/11																								
at Middle Tennessee	2/3/11																								
at Western Kentucky	2/5/11																								
ARKANSAS STATE	2/10/11																								
UALR	2/12/11																								
at Denver	2/17/11																								
at North Texas	2/19/11																								
UL-LAFAYETTE	2/26/11																								
Totals			9	346	48	106	.453	20	64	.313	15	17	.882	4	40	44	4.4	23	0	10	21	3	14	131	13.1

2010-11 SEASON BESTS												CAREER BESTS											
Points	27	vs. Centenary (12/11/10)	27	vs. Centenary (12/11/10)								27	vs. Centenary (12/11/10)										
Field Goals	9	vs. Centenary (12/11/10)	9	vs. Centenary (12/11/10)								9	vs. Centenary (12/11/10)										
Field Goal Attempts	17	vs. Centenary (12/11/10)	17	vs. Centenary (12/11/10)								17	vs. Centenary (12/11/10)										
3-Point Field Goals	4	vs. South Dakota (11/28/10)	4	vs. South Dakota (11/28/10)								4	vs. South Dakota (11/28/10)										
3-Point Field Goal Attempts	10	twice, last: vs. South Dakota (11/28/10)	10	twice, last: vs. South Dakota (11/28/10)								10	twice, last: vs. South Dakota (11/28/10)										
Free Throws	7	vs. Centenary (12/11/10)	7	vs. Centenary (12/11/10)								7	vs. Centenary (12/11/10)										
Free Throw Attempts	9	vs. Centenary (12/11/10)	9	vs. Centenary (12/11/10)								9	vs. Centenary (12/11/10)										
Rebounds	9	at Louisiana Tech (12/4/10)	9	at Louisiana Tech (12/4/10)								9	at Louisiana Tech (12/4/10)										
Offensive Rebounds	1	four times, last: vs. Centenary (12/11/10)	1	four times, last: vs. Centenary (12/11/10)								1	four times, last: vs. Centenary (12/11/10)										
Defensive Rebounds	8	at Louisiana Tech (12/4/10)	8	at Louisiana Tech (12/4/10)								8	at Louisiana Tech (12/4/10)										
Assists	3	at Iowa (11/16/10)	3	at Iowa (11/16/10)								3	at Iowa (11/16/10)										
Turnovers	5	at Iowa (11/16/10)	5	at Iowa (11/16/10)								5	at Iowa (11/16/10)										
Blocks	2	SE Oklahoma State (11/20/10)	2	SE Oklahoma State (11/20/10)								2	SE Oklahoma State (11/20/10)										
Steals	7	vs. Centenary (12/11/10)	7	vs. Centenary (12/11/10)								7	vs. Centenary (12/11/10)										
Minutes	40	twice, last: vs. South Dakota (11/28/10)	40	twice, last: vs. South Dakota (11/28/10)								40	twice, last: vs. South Dakota (11/28/10)										

CAREER STATISTICS

Year	G	S	Min	Avg	FG	FGA	FG%	3FG	3FGA	3FG%	FT	FTA	FT%	Off	Def	Reb	Avg	Foul	DQ	Ast	Avg	TO	Avg	Blk	Avg	Stl	Avg	Pts	Avg
2010-11	10	9	346	34.6	48	106	0.453	20	64	0.313	15	17	0.882	4	40	44	4.4	23	0	10	1.0	21	2.1	3	0.3	14	1.4	131	13.1
Career	10	9	346	34.6	48	106	0.453	16	54	0.296	15	17	0.882	4	40	44	4.4	23	0	10	1.0	21	2.1	3	0.3	14	1.4	131	13.1

SUN BELT STATISTICS

Year	G	S	Min	Avg	FG	FGA	FG%	3FG	3FGA	3FG%	FT	FTA	FT%	Off	Def	Reb	Avg	Foul	DQ	Ast	Avg	TO	Avg	Blk	Avg	Stl	Avg	Pts	Avg
2010-11																													
Career																													



41 Fabio Ribeiro

Junior » Center » 6-10 » 245

Caetonopolis, Brazil » New Mexico JC

RIBEIRO NOTABLES

- Played a career-high 34 minutes against Illinois State (Nov. 27), recording a career-best two blocks.

- Recorded his first career assist and steal against Stephen F. Austin (Nov. 23).

- Made his second career start in the season opener at Texas Tech (Nov. 12). Grabbed a career-best 10 rebounds.

- Played in just six games before taking a medical redshirt last season due to a reoccurring foot injury. The original injury occurred in the season opener at LSU.

- Scored six points and grabbed five rebounds in just 18 minutes of action at Alabama last season.

- Made his last appearance of the season at Northern Colorado (Dec. 16, 2009), before missing the last 21 games of the year.

- Played two seasons at New Mexico JC before coming to ULM. Started all 30 games as a sophomore at NMJC, averaging 6.8 points and 8.7 rebounds per contest.

2010-11 SEASON GAME-BY-GAME

Opponent	Date	GS	Min	FG	FGA	Pct	3FG	3FGA	Pct	FT	FTA	Pct	O	D	Tot	Avg	PF	FO	A	TO	Blk	Stl	Pts	Avg	
at Texas Tech	11/12/10	*	31	2	4	.500	0	0	.000	1	2	.500	2	8	10	10.0	3	0	0	3	0	0	5	5.0	
at Iowa	11/16/10	*	21	1	1	1.000	0	0	.000	0	0	.000	0	1	1	5.5	1	0	0	3	0	0	2	3.5	
SE OKLAHOMA ST	11/20/10	*	16	0	1	.000	0	0	.000	2	4	.500	0	2	2	4.3	2	0	0	1	1	0	2	3.0	
STEPHEN F. AUSTIN	11/23/10	*	11	0	1	.000	0	0	.000	0	0	.000	0	0	0	3.3	5	1	1	0	0	1	0	2.3	
v. Jacksonville State	11/26/10	*	27	0	2	.000	0	0	.000	0	0	.000	3	2	5	3.6	4	0	0	1	0	0	0	1.8	
at Illinois State	11/27/10	*	34	0	2	.000	0	0	.000	0	0	.000	4	5	9	4.5	3	0	0	3	2	0	0	1.5	
v. South Dakota	11/28/10	*	13	1	2	.500	0	0	.000	0	0	.000	0	2	2	4.1	4	0	0	0	0	0	2	1.6	
at Kent State	12/2/10	*	18	1	3	.333	0	0	.000	1	2	.500	1	3	4	4.1	3	0	0	0	0	0	3	1.8	
at Louisiana Tech	12/4/10		25	2	5	.400	0	0	.000	0	1	.000	0	1	1	3.8	5	1	0	3	0	0	4	2.0	
CENTENARY	12/11/10		3	0	1	.000	0	0	.000	0	0	.000	1	1	2	3.6	2	0	0	2	0	0	0	1.8	
at UTEP	12/15/10																								
FLORIDA ATLANTIC	12/19/10																								
NO. COLORADO	12/22/10																								
at Stephen F. Austin	12/29/10																								
FIU	1/2/11																								
UNION COLLEGE	1/4/11																								
DENVER	1/8/11																								
at UALR	1/13/11																								
at South Alabama	1/15/11																								
NORTH TEXAS	1/20/11																								
at UL-Lafayette	1/22/11																								
at Arkansas State	1/27/11																								
TROY	1/29/11																								
at Middle Tennessee	2/3/11																								
at Western Kentucky	2/5/11																								
ARKANSAS STATE	2/10/11																								
UALR	2/12/11																								
at Denver	2/17/11																								
at North Texas	2/19/11																								
UL-LAFAYETTE	2/26/11																								
Totals			7	199	7	22	.318	0	0	.000	4	9	.444	11	25	36	3.6	32	2	1	16	3	1	18	1.8

2010-11 SEASON BESTS

Points	5	at Texas Tech (11/12/10)
Field Goals	2	two times
Field Goal Attempts	5	at Louisiana Tech (12/4/10)
3-Point Field Goals	n/a	
3-Point Field Goal Attempts	n/a	
Free Throws	2	SE Oklahoma State (11/20/10)
Free Throw Attempts	4	SE Oklahoma State (11/20/10)
Rebounds	10	at Texas Tech (11/12/10)
Offensive Rebounds	4	at Illinois State (11/27/10)
Defensive Rebounds	8	at Texas Tech (11/12/10)
Assists	1	Stephen F. Austin (11/23/10)
Turnovers	3	four times
Blocks	2	at Illinois State (11/27/10)
Steals	1	Stephen F. Austin (11/23/10)
Minutes	34	at Illinois State (11/27/10)

CAREER BESTS

6	at Alabama (12/5/09)
3	at Alabama (12/5/09)
5	two times
n/a	
n/a	
2	SE Oklahoma State (11/20/10)
4	SE Oklahoma State (11/20/10)
10	at Texas Tech (11/12/10)
4	two times
8	at Texas Tech (11/12/10)
1	Stephen F. Austin (11/23/10)
3	four times
2	at Illinois State (11/27/10)
1	Stephen F. Austin (11/23/10)
34	at Illinois State (11/27/10)

CAREER STATISTICS

Year	G	S	Min	Avg	FG	FGA	FG%	3FG	3FGA	3FG%	FT	FTA	FT%	Off	Def	Reb	Avg	Foul	DQ	Ast	Avg	TO	Avg	Blk	Avg	Stl	Avg	Pts	Avg
2009-10	6	1	50	8.3	3	7	0.429	0	0	.000	0	0	.000	4	5	9	1.5	9	0	0	0.0	2	0.3	1	0.2	0	0.0	6	1.0
2010-11	10	7	199	19.9	7	22	0.318	0	0	.000	4	9	0.444	11	25	36	3.6	32	1	1	0.1	16	1.6	3	0.3	1	0.1	18	1.8
Career	16	8	249	15.6	10	29	0.345	0	0	.000	4	9	0.444	15	30	45	2.8	41	1	1	0.1	18	1.1	4	0.3	1	0.1	24	1.5

SUN BELT STATISTICS

Year	G	S	Min	Avg	FG	FGA	FG%	3FG	3FGA	3FG%	FT	FTA	FT%	Off	Def	Reb	Avg	Foul	DQ	Ast	Avg	TO	Avg	Blk	Avg	Stl	Avg	Pts	Avg
2009-10	1	0	14	14.0	0	2	0.000	0	0	.000	0	0	.000	0	2	2	2.0	2	0	0	0.0	1	1.0	0	0.0	0	0.0	0	0.0
2010-11																													
Career	1	0	14	14.0	0	2	0.000	0	0	.000	0	0	.000	0	2	2	2.0	2	0	0	0.0	1	1.0	0	0.0	0	0.0	0	0.0

2010-11: Results

Record	Overall	Home	Away	Neutral
All Games	3-7	2-1	0-5	1-1
Sun Belt Games	0-0	0-0	0-0	0-0
Non-Conference Games	3-7	2-1	0-5	1-1


Date	Opponent	Result	Attendance	Top Scorer	Rebounds	Assists	Steals	Blocks
Nov. 12	at Texas Tech	L, 67-86	9,603	Brown (25)	Ribeiro (10)	Gilbert (3) Hansberry (3)	Brown (1) Sykes (1)	Bibi Ndongo (1)
Nov. 16	at Iowa	L, 40-68	9,023	Sykes (14)	Gilbert (8)	McCray (3) Mingo (3)	Hansberry (4)	McClellan (2)
Nov. 20	SE Oklahoma State	W, 70-59	1,530	Brown (21)	Gilbert (8) McClellan (8)	Hansberry (5)	Brown (3) Sykes (3)	Mingo (2)
Nov. 23	Stephen F. Austin	L, 64-65	905	Mingo (17)	Gilbert (9)	Brown (5)	Sykes (3)	Bibi Ndongo (1) Sykes (1)
Nov. 26	v. Jacksonville State^	W, 57-50	4,344	Sykes (16)	Sykes (8)	Brown (5)	Brown (3)	none
Nov. 27	at Illinois State^	L, 55-59	4,395	Gilbert (17)	Ribeiro (9) Sykes (9)	Brown (4)	Sykes (4)	Ribeiro (2)
Nov. 28	v. South Dakota^	L, 66-79	4,059	Sykes (19)	Sykes (9)	Brown (4)	Gilbert (2)	Gilbert (2)
Dec. 2	at Kent State	L, 53-69	3,351	Mingo (16)	Sykes (10)	Hansberry (4) McCray (4)	Mingo (2)	none
Dec. 4	at Louisiana Tech	L, 58-67	4,123	Brown (18) Mingo (18)	Mingo (9)	Brown (7)	Sykes (3) Brown (3)	Gilbert (1) Brown (1)
Dec. 11	Centenary	W, 60-46	857	Mingo (27)	Sykes (8)	Hansberry (5)	Mingo (7)	Sykes (2)
Dec. 15	at UTEP							
Dec. 19	Florida Atlantic*							
Dec. 22	Northern Colorado							
Dec. 29	at Stephen F. Austin							
Jan. 2	FIU*							
Jan. 4	Union College (Ky.)							
Jan. 8	Denver*							
Jan. 13	at UALR*							
Jan. 15	at South Alabama*							
Jan. 20	North Texas*							
Jan. 22	at UL-Lafayette*							
Jan. 27	at Arkansas State*							
Jan. 29	Troy*							
Feb. 3	at Middle Tennessee*							
Feb. 5	at Western Kentucky*							
Feb. 10	Arkansas State*							
Feb. 12	UALR*							
Feb. 17	at Denver*							
Feb. 19	at North Texas*							
Feb. 26	UL-Lafayette*							

Mar. 5-8 Sun Belt Conference Tournament


^ denotes Global Sports Roundball Classic game

* denotes Sun Belt Conference game

2010-11: Box Scores



GAME1
ULM: 67
Texas Tech: 86
November 12, 2010 • United Spirit Arena
Lubbock, Texas



LUBBOCK, Texas – Junior guard Fred Brown scored 25 points, including seven three-pointers, but the ULM men's basketball team fell, 86-67, on Friday night (Nov. 12) at Texas Tech. The Warhawks held a three-point lead with just under 13 minutes to play in the contest before the Red Raiders finished the game on a 33-11 run. Senior forward Lawrence Gilbert added 18 points while junior center Fabio Ribeiro had a game-high 10 rebounds.

ULM (0-1) jumped out to an early 5-0 lead, holding Texas Tech scoreless for the first two-and-a-half minutes of the contest. Gilbert opened the game with a layup before a triple from Brown gave the Warhawks the early advantage.

The Red Raiders answered with 10-straight points to take a 10-5 advantage until a Gilbert trifecta with 15:45 to play in the first half trimmed the Texas Tech lead to a pair.

A pair of threes by Brown pushed the Warhawks back in front, 16-12, just over seven minutes into the half.

The lead swung back-and-forth over the next three minutes until back-to-back baskets by Ribeiro and junior guard Hugh Mingo gave ULM a 35-31 advantage. Texas Tech (1-0) responded with a 7-2 run to end the half to take a 38-37 lead into the intermission.

Both teams shot the ball well in the opening 20 minutes; Texas Tech was 55.6 percent from the field (15-of-27) while ULM shot 48.1 percent (13-of-27). The Warhawks made five three-pointers in an opening stanza that saw six ties and 15 lead changes.

Brown led all scorers at the break with 12 points on four triples. Gilbert added 10 for the Warhawks while Mike Singletary led Texas Tech with 10 points.

ULM scored the first five points to begin the second half, taking a four-point lead and forcing an early Texas Tech timeout. Following the timeout, the Warhawks got a defensive stop and Brown buried another triple, forcing another Red Raider timeout.

But Texas Tech responded out of the second timeout, using an 11-4 run to tie the contest, 53-53, with 13:23 to play in the second half.

After another triple from Brown, the Red Raiders went on a 12-0 run to take a 65-56 lead just past the midway point of the second half.

ULM was unable to cut the gap under seven in the final 10 minutes of the game.

No.	ULM	FG	3FG	FT	O-D	TOT	F	TP	A	TO	B	S	MIN
13	Sykes, T.	2-9	0-0	3-4	4-1	5	5	7	0	0	0	1	23
22	Gilbert, L.	6-15	1-4	5-5	1-4	5	3	18	3	1	0	0	31
41	Ribeiro, F.	2-4	0-0	1-2	2-8	10	3	5	0	3	0	0	31
24	Mingo, H.	2-6	0-3	4-4	0-7	7	2	8	1	1	0	0	32
55	Brown, F.	9-16	7-10	0-1	1-2	3	3	25	2	5	0	1	32
5	Bibi Ndongo, C.	1-3	0-0	0-0	0-0	0	2	2	0	2	1	0	11
10	Hansberry, M.	1-2	0-0	0-0	0-0	0	1	2	3	3	0	0	23
15	McCray, R.J.	0-0	0-0	0-0	1-0	1	1	0	0	0	0	0	2
23	McClellan, S.	0-1	0-0	0-0	0-1	1	1	0	0	1	0	0	15
TEAM		1-3 4											
TOTALS		23-56 8-17 13-16 10-26 36 21 67 9 16 1 2 200											
TOTAL FG%:		1st: 13-27 .481 2nd: 10-29 .345 Game: 23-56 .411											
3-PT FG%:		1st: 5-11 .455 2nd: 3-6 .500 Game: 8-17 .471											
FT%:		1st: 6-7 .857 2nd: 7-9 .778 Game: 13-16 .813											

No.	Texas Tech	FG	3FG	FT	O-D	TOT	F	TP	A	TO	B	S	MIN
5	Roberts, D.	2-5	0-0	1-1	2-2	4	2	5	1	1	0	1	20
32	Singletary, M.	4-6	0-1	2-5	0-2	2	4	10	2	1	0	0	27
15	Lewandowski, R.	4-5	0-0	0-1	1-1	2	3	8	0	2	2	1	19
1	Reese, B.	6-14	2-4	1-2	3-5	8	2	15	1	1	1	2	27
21	Roberson, J.	3-10	2-5	0-0	0-1	1	1	8	3	0	0	3	32
2	Davis, M.	2-2	0-0	0-1	1-1	2	3	4	3	0	0	1	10
3	Willis, T.	2-6	0-3	0-1	0-1	0	1	4	1	1	0	1	16
10	Dunn, W.	0-0	0-0	0-0	0-0	0	0	0	0	0	0	0	1
13	Outler, J.	3-3	1-1	2-2	0-0	0	2	9	0	1	0	0	9
25	Tairu, D.	3-4	0-1	7-10	2-1	3	1	13	2	0	0	0	21
30	Crockett, J.	4-6	0-0	0-0	2-6	8	1	8	5	2	2	2	17
33	Jones, Z.	1-1	0-0	0-0	0-0	0	0	2	0	0	0	0	1
TEAM		0-2 2 1											
TOTALS		34-62 5-15 13-23 11-22 33 20 86 18 9 5 11 200											
TOTAL FG%:		1st: 15-27 .556 2nd: 19-35 .543 Game: 34-62 .548											
3-PT FG%:		1st: 2-7 .286 2nd: 3-8 .375 Game: 5-15 .333											
FT%:		1st: 6-13 .462 2nd: 7-10 .700 Game: 13-23 .565											

Technical Fouls: Texas Tech - TEAM

Officials: Kipp Kissinger, Brent Meaux, Jeff Malham

Attendance: 9,603

Score by Half

ULM	37-30	67
Texas Tech	38-48	86



GAME2
ULM: 40
Iowa: 68
November 16, 2010 • Carver-Hawkeye Arena
Iowa City, Iowa



IOWA CITY, Iowa – The ULM men's basketball team fell on Tuesday night (Nov. 16), 68-40, on the road at Iowa. The Warhawks shot just 31.5 percent (17-of-54) from the field; senior forward Tommie Sykes led all scorers with 14 points and also grabbed seven rebounds.

Senior forward Lawrence Gilbert grabbed a team-high eight rebounds while freshman guard Marcelis Hansberry had seven points and a game-high four steals.

Iowa jumped out to a quick 11-2 advantage early in the contest; back-to-back triples by the Hawkeyes forced a ULM timeout just before the five minute mark of the first half.

A 6-0 run by the Warhawks brought ULM back within four, 15-11, with just under eight minutes to play in the opening stanza. Sykes started the burst with a pair of free throws before freshman guard R.J. McCray hit a baseline jumper and Sykes followed with a layup.

Iowa pushed its advantage back to 10, 23-13, with an 8-2 run with four minutes to play in the half. ULM had held the Hawkeyes scoreless for over five minutes before the run.

Iowa took a 29-18 lead into the break, the Hawkeyes shot 42.3 percent (11-of-26) from the field in the opening 20 minutes while holding the Warhawks to just 28.0 percent (7-of-25) shooting.

Sykes led all scorers with 10 points at the intermission. Jordan Stoermer came off the bench to score seven to lead Iowa.

The Hawkeyes pushed their advantage to 45-24 with a 14-2 run early in the second half. Hansberry stopped the burst with a coast-to-coast layup just before the midway point of the half but the Warhawks were unable to cut into Iowa's lead.

McCray scored five points in the second half and freshman forward Steven McClellan finished the contest with seven rebounds and a pair of blocked shots.

Iowa was led by Zach McCabe with 12 points; Melsahn Basabe scored seven points and had a game-high 11 rebounds for the Hawkeyes, who shot 50 percent (17-of-34) from the field in the second half. Iowa guard Cully Payne finished the night with seven points and seven assists.

No.	ULM	FG	3FG	FT	O-D	TOT	F	TP	A	TO	B	S	MIN
13	Sykes, T.	6-11	0-0	2-2	6-1	7	3	14	0	4	0	0	28
22	Gilbert, L.	2-12	2-8	0-0	0-8	8	4	6	0	6	0	2	37
41	Ribeiro, F.	1-1	0-0	0-0	0-1	1	1	2	0	3	0	0	21
10	Hansberry, M.	3-11	1-3	0-0	1-0	1	3	7	2	2	0	4	36
24	Mingo, H.	1-8	0-5	0-0	0-0	0	1	2	3	5	0	2	23
2	Eke, Ife	0-1	0-0	0-0	0-2	2	0	0	0	1	0	0	4
5	Bibi Ndongo, C.	0-1	0-0	0-0	0-0	0	1	0	1	1	0	0	8
15	McCray, R.J.	3-5	0-0	1-2	0-3	3	0	7	3	2	0	0	23
21	Goodin, J.	0-0	0-0	0-0	0-0	0	0	0	0	0	0	0	1
23	McClellan, S.	1-4	0-0	0-1	1-6	7	1	2	1	1	2	2	19
TEAM		1-2 3 1											
TOTALS		17-54 3-6 3-5 9-23 32 14 40 10 26 2 10 200											
TOTAL FG%:		1st: 7-25 .280 2nd: 10-29 .345 Game: 17-54 .315											
3-PT FG%:		1st: 2-7 .286 2nd: 1-9 .111 Game: 3-16 .188											
FT%:		1st: 2-2 1.00 2nd: 1-3 .333 Game: 3-5 .600											

No.	Iowa	FG	3FG	FT	O-D	TOT	F	TP	A	TO	B	S	MIN
1	Basabe, M.	3-7	0-0	1-3	3-8	11	4	7	0	4	0	3	31
15	McCabe, Z.	4-10	2-5	2-3	3-1	4	3	12	2	3	0	1	21
50	Cole, J.	2-4	0-0	0-0	0-3	2	4	1	2	0	0	0	21
3	Payne, C.	3-8	-14	0-0	0-2	0	0	7	7	1	0	1	23
25	May, E.	4-7	1-1	0-0	2-4	6	1	9	1	4	0	3	27
2	Stoermer, J.	2-5	2-5	1-2	1-2	3	0	7	0	1	0	1	19
4	Marble, R.	4-6	1-2	0-1	0-3	3	1	9	0	2	0	1	17
11	Cox, C.	0-1	0-0	0-0	0-0	0	0	0	0	0	0	0	1
13	Sayre, T.J.	0-0	0-0	0-0	0-0	0	0	0	0	0	0	0	1
20	Brommer, A.	2-3	0-0	0-0	2-3	5	2	4	1	2	0	1	13
24	Cartwright, B.	3-6	1-3	0-1	0-0	0	0	7	4	3	1	1	16
32	Stubbs, B.	0-1	0-1	0-0	0-1	1	0	0	0	0	0	1	3
35	Archie, D.	1-2	0-0	0-0	1-1	2	0	2	1	0	0	0	7
TEAM		1-1 2											
TOTALS		28-60 8-21 4-10 13-29 42 13 68 17 22 4 10 100											
TOTAL FG%:		1st: 11-26 .423 2nd: 17-34 .500 Game: 28-60 .467											
3-PT FG%:		1st: 6-13 .462 2nd: 2-8 .250 Game: 8-21 .381											
FT%:		1st: 1-4 .250 2nd: 3-6 .500 Game: 4-10 .400											


Technical Fouls: none

Officials: Ed Hightower, Steve Skiles, John Hughes


Attendance: 9,023

Score by Half

ULM	18-22	40
Iowa	29-39	68



GAME3
ULM: 70
Southeastern Oklahoma State: 59
November 20, 2010 • Fant-Ewing Coliseum
Monroe, La.



MONROE, La. – Junior guard Fred Brown led three Warhawks in double-figures with a game-high 21 points as the ULM men's basketball team defeated Southeastern Oklahoma State, 70-59, on Saturday night (Nov. 20) in its home opener at Fant-Ewing Coliseum. Senior guard Lawrence Gilbert added 14 and a team-high-tying eight rebounds while senior forward Tommie Sykes chipped in 13 points.

ULM fell behind by as much as seven in early in the second half before storming back to claim its first victory of the season. The Warhawks shot 44 percent (11-of-25) from the field in the second half.

ULM jumped out to a quick 10-2 advantage, Sykes made the first bucket of the contest, followed by a Brown triple. After Southeastern Oklahoma got on the board with a layup, freshman guard Marcelis Hansberry scored the next five-straight to give the Warhawks an early eight-point lead. Hansberry finished with nine points and a game-high five assists.

A bucket by the Savage Storm pulled the Warhawks lead back to six before ULM used a 9-0 run to race to a 19-4 advantage with 12:37 to play in the half, forcing a Southeastern Oklahoma timeout.

Southeastern Oklahoma used a 14-2 run to end the half to pull back within five, 28-23. ULM scored just two points in the final seven minutes of the opening stanza.

Southeastern Oklahoma continued its strong play coming out of the locker room, scoring 11 of the first 12 points in the second half to take a 34-29 advantage with 17:35 remaining.

The Southeastern Oklahoma lead reached seven, 38-31, before Brown stopped the run with a triple to pull ULM back within four.


Trailing by five, ULM pulled back in front with a 7-0 burst. Sykes started the run with a pair of free throws before back-to-back triples from Mingo and Gilbert put ULM in front, 48-45, with 10:45 to play.

Southeastern Oklahoma missed five-of-six free throws over the next two minutes, aiding ULM in pushing its lead to eight, 54-46; freshman forward Steven McClellan and Gilbert each scored off of offensive rebounds to help the Warhawks pad their advantage.


After being held scoreless for four minutes, Southeastern Oklahoma scored six-straight points to pull back within six, 57-51, with 4:31 to play, forcing a ULM timeout.

A trio

2010-11: Box Scores



GAME 4
ULM: 64
Stephen F. Austin: 65
November 23, 2010 • Fant-Ewing Coliseum
Monroe, La.



MONROE, La. – The ULM men's basketball fell, 65-64, on a three-point shot with less than four seconds to play on Tuesday night (Nov. 23) at Fant-Ewing Coliseum. The triple spoiled a night in which four Warhawks scored in double-figures, led by a career-high 17 points from junior guard Hugh Mingo.

ULM held a four-point lead with less than 20 seconds to play before Stephen F. Austin scored the game's final five points to earn the one-point win.

McClellan made his first career start for ULM and scored the first four points of the game for the Warhawks, he later added an old-fashioned three-point play to give ULM an 11-10 lead just more than seven minutes into the contest.

A triple from Brown, followed by a steal and layup gave the Warhawks a three-point advantage, 16-13, but the lead quickly evaporated with a triple by the Lumberjacks on the next possession.

Trailing by three, ULM used a 7-0 spurt to take a four-point lead. Sykes started the burst with a layup before Mingo added a pair of free throws and senior forward Lawrence Gilbert capped it with a trifecta. Gilbert finished with seven points and a game-high nine rebounds.

ULM took a five point lead, 36-31 into the intermission; Mingo scored the final seven points of the half for the Warhawks.

Stephen F. Austin used a 7-0 run to take its first lead of the second half, 43-40, five minutes into the second stanza.

The Lumberjacks lead grew to six, 50-44, on a triple by Denzel Barnes with just over 12 minutes to play in the second half.

With Stephen F. Austin leading by five, both offenses had a drought of over two minutes until Mingo hit a leaper of the glass to bring ULM within three. The basket started a 7-1 run for ULM that gave it a 53-52 advantage with 7:29 to play.

After the Lumberjacks came back to take a one-point lead, a put back by Sykes and a triple from the wing by Mingo gave ULM a 58-54 lead, forcing a Stephen F. Austin timeout.

Stephen F. Austin scored the next four to pull back even, 58-58, before a basket and a pair of free throws from McClellan pushed the ULM edge back to four, 62-58, with less than two minutes remaining.

The Lumberjacks had a chance to take a lead when a triple try was no good and Mingo grabbed the rebound for ULM with less than 30 seconds left. Brown was fouled calmly drained a pair from the charity stripe to give the Warhawks a 64-60 advantage.

After the free throws, Stephen F. Austin raced up the floor for a layup to cut the ULM lead to a pair. The Warhawks then missed the front-end of a one-and-one opportunity setting up the final play for the Lumberjacks.

Zac Downing got a look at a three from the corner and connected to give Stephen F. Austin the 65-64 win.

No.	ULM	FG	3FG	FT	O-D	TOT	F	TP	A	TO	B	S	MIN
13	Sykes, T.	6-10	0-0	1-3	3-1	4	4	13	1	3	1	3	37
23	McClellan, S.	5-9	0-0	3-3	3-4	7	3	13	0	2	0	0	22
22	Gilbert, L.	2-8	1-3	2-3	3-6	9	2	7	2	1	0	0	37
24	Mingo, H.	5-10	3-6	4-4	1-4	5	2	17	1	3	0	1	36
55	Brown, F.	5-13	2-7	2-2	2-2	4	0	14	5	3	0	2	40
5	Bibi Ndongo, C.	0-0	0-0	0-0	1-1	2	1	0	0	1	1	0	9
10	Hansberry, M.	0-0	0-0	0-0	0-0	0	1	0	1	3	0	0	8
41	Ribeiro, F.	0-1	0-0	0-0	0-0	0	5	0	1	0	0	1	11
TEAM					2-1	3							
TOTALS					23-51	6-16	12-15	15-19	34	18	64	11	200
TOTAL FG%:					1st: 12-24	.500	2nd: 11-27	.407	Game: 23-51				.451
3-PT FG%:					1st: 4-10	.400	2nd: 2-6	.333	Game: 6-16				.375
FT%:					1st: 8-10	.800	2nd: 4-5	.800	Game: 12-15				.800

No.	SFA	FG	3FG	FT	O-D	TOT	F	TP	A	TO	B	S	MIN
23	Glynn, J.	6-7	0-0	6-6	0-3	3	4	18	4	3	0	2	38
24	Gomillian, M.	1-4	0-0	0-0	0-2	2	0	2	0	0	0	0	22
55	Scott, J.	4-7	0-0	7-9	3-1	4	3	15	0	2	0	0	27
12	Williams, E.	1-9	0-2	0-0	0-2	3	2	6	1	0	1	1	37
14	Barnes, D.	4-8	2-5	1-2	0-4	4	1	11	3	5	1	1	32
1	Gardner, D.	1-1	1-1	1-2	0-0	0	0	4	1	0	0	0	6
5	Bostic, A.	0-1	0-1	0-0	0-1	1	0	0	1	1	0	0	12
11	Cutler, B.	2-3	0-0	0-0	0-0	0	1	4	1	0	0	0	9
21	Prewster, D.	1-2	1-2	0-0	0-0	0	2	3	0	0	0	0	7
22	Downing, Z.	2-2	2-2	0-0	0-1	1	2	6	0	0	1	0	10
TEAM					2-0	2							
TOTALS					22-44	6-13	15-19	5-14	19	16	65	16	200
TOTAL FG%:					1st: 12-22	.545	2nd: 10-22	.455	Game: 22-44				.500
3-PT FG%:					1st: 3-6	.500	2nd: 3-7	.429	Game: 6-13				.462
FT%:					1st: 4-4	1.00	2nd: 11-15	.733	Game: 15-19				.789

Technical Fouls: none


Officials: Bruce Bell, Earnie Peal, Phenizee Ransom

Attendance: 905


Score by Half

Stephen F. Austin.....31-34 65

ULM.....36-28 64



GAME 5
ULM: 57
Jacksonville State: 50
November 26, 2010 • Redbird Arena
Normal, Ill.



NORMAL, Ill. – Senior forward Tommie Sykes scored a season-high 16 points and had a game-high eight rebounds as the ULM men's basketball team earned a 57-50 win on Friday night (Nov. 26) over Jacksonville State at the Global Sports Roundball Classic.

Senior forward Lawrence Gilbert added 13 points and junior guard Hugh Mingo scored 11 as the Warhawks held off the Gamecocks.

ULM led nearly the entire way, taking the lead four minutes into the first half, surrendering it for just a minute midway through the second stanza.

Trailing by one in the early going, ULM used a 10-0 run to take a 12-3 advantage with 13:17 to play in the first half. Mingo started the burst with a basket before Sykes made a pair of free throws and Mingo buried back-to-back triples, forcing a Jacksonville State timeout.

The ULM lead reached 10 on a pair of free throws by junior forward Christian Bibi Ndongo, but Jacksonville State trimmed the advantage back to six, 16-10, with just under eight minutes left in the half. The Warhawks went nearly six minutes without a field goal, but were able to hold the lead by getting to the free-throw line. ULM was 11-of-11 from the charity stripe in the first half, led by 7-of-7 by Sykes.

After the Warhawks lead reached 12, 24-12, on a triple by freshman guard Marcelis Hansberry, Jacksonville State answered with a pair of threes to cut the lead in half, 24-18, with 1:43 to play in the first half.

Jacksonville State finished the first half on a 10-2 run to cut the ULM lead to just four, 26-22, at the intermission.

Jacksonville State pulled within a point, 32-31, just past the five-minute mark of the second half before Sykes converted an old-fashioned three-point play to push the ULM lead back to four.

The Gamecocks took their first lead of the second half, 40-39, with 9:15 to play in the contest, but the lead was short lived as Mingo answered with a trifecta as the Warhawks regained the lead.

The Mingo three ignited a 7-0 run by ULM as Gilbert made a pair of baskets to give the Warhawks a 46-40 advantage.

Jacksonville State was within four at the final media timeout of the contest when junior guard Fred Brown connected on a triple from the corner out of that timeout to give ULM a 51-44 lead.

With less than a minute to play and the Gamecocks within three, Gilbert drove to the basket, made the layup and got fouled. Gilbert converted the free throw to give the Warhawks a 54-48 advantage with 45 seconds left.

Murphy led Jacksonville State with 13 points and six rebounds. Jeremy Bynum scored 11 for the Gamecocks and Stephen Hall chipped in 10 points.

No.	ULM	FG	3FG	FT	O-D	TOT	F	TP	A	TO	B	S	MIN
13	Sykes, T.	4-11	0-0	8-8	4-4	8	4	16	2	4	0	1	33
22	Gilbert, L.	4-9	0-2	5-5	1-6	7	3	13	1	2	0	2	35
41	Ribeiro, F.	0-2	0-0	0-0	3-2	5	4	0	0	1	0	0	27
24	Mingo, H.	4-8	3-6	0-0	0-0	0	3	11	2	2	0	0	37
55	Brown, F.	3-12	2-3	1-2	0-3	3	1	9	5	7	0	3	38
5	Bibi Ndongo, C.	0-1	0-0	2-2	1-4	5	2	2	0	0	0	0	5
10	Hansberry, M.	2-4	1-1	1-2	0-2	2	3	6	1	0	0	0	25
TEAM					3-1	4				1			
TOTALS					17-47	6-12	17-19	12-22	34	20	57	11	200
TOTAL FG%:					1st: 6-27	.222	2nd: 11-20	.550	Game: 17-47				.362
3-PT FG%:					1st: 3-9	.333	2nd: 3-3	1.00	Game: 6-12				1.00
FT%:					1st: 11-11	1.00	2nd: 6-8	.750	Game: 17-19				.895

No.	Jacksonville St	FG	3FG	FT	O-D	TOT	F	TP	A	TO	B	S	MIN
2	Hall, S.	4-9	0-1	2-2	3-3	6	5	10	0	1	4	1	25
32	Thurston, S.	0-0	0-0	3-6	2-2	4	2	3	0	1	1	1	30
4	Shellman, D.	1-4	0-0	2-2	0-1	1	1	4	6	6	0	0	33
13	Murphy, N.	5-8	1-1	2-3	1-5	6	2	13	1	5	0	3	38
14	Bynum, J.	4-10	1-2	2-3	0-4	4	1	11	0	1	0	0	28
00	Bynum, D.	0-1	0-1	0-0	0-0	0	0	0	0	0	0	1	7
1	Miller, B.J.	2-6	2-5	1-2	0-0	0	3	7	0	1	1	0	12
5	Jenkins, B.	0-3	0-1	0-0	0-1	1	0	0	1	0	0	0	11
21	Williams, B.	0-1	0-0	0-0	0-0	0	0	0	0	0	0	0	3
22	Gray, L.	0-0	0-0	0-0	0-0	0	2	0	0	1	0	0	2
33	Cook, N.	0-2	0-0	2-2	3-1	4	2	2	1	1	0	1	11
TEAM					1-2	3				1			
TOTALS					16-44	4-11	14-20	10-19	29	18	50	9	200
TOTAL FG%:					1st: 7-29	.241	2nd: 9-15	.600	Game: 16-44				.364
3-PT FG%:					1st: 3-9	.333	2nd: 1-2	.500	Game: 4-11				.364
FT%:					1st: 5-9	.556	2nd: 9-11	.818	Game: 14-20				.700

Technical Fouls: none

Officials: Verne Harris, Jeff Campbell, Jeff Malham

Attendance: 4,344

Score by Half

ULM.....26-31 57

Jacksonville State.....22-28 50



GAME 6
ULM: 55
Illinois State: 59
November 27, 2010 • Redbird Arena
Normal, Ill.



NORMAL, Ill. – After trailing by 15 at the intermission, the ULM men's basketball team's second half comeback effort came up just a little short at the Warhawks fell at Illinois State, 59-55, on Saturday evening (Nov. 27) in the Global Sports Roundball Classic.

Senior forward Lawrence Gilbert led all scorers with 17 points, including 15 after halftime. Junior guard Fred Brown added 13 points, senior forward Tommie Sykes chipped in 12 points and nine rebounds and junior guard Hugh Mingo reached double-figures with 11 points.

ULM made seven second half three-pointers to none for Illinois State as the Warhawks nearly completed the comeback. The Warhawks didn't make a second half substitution until the final seconds when Sykes fouled out as Sykes, Gilbert, Mingo, Brown and junior center Fabio Ribeiro all played the entire second 20 minutes.

Austin Hill led Illinois State with 16 points and Jackie Carmichael finished with 14 for the Redbirds.

Down by 15, ULM raced out of the locker room at the intermission with an 8-2 burst, including triples by Gilbert and Mingo, to cut the Illinois State lead to single-digits, 35-26.

The Warhawks continued to pull their way back into the contest as back-to-back buckets by Gilbert, the second of the pair being a smooth baseline fade away, brought ULM within four, 39-35.

Following a basket by Illinois State, Sykes converted an old-fashioned three-point play to bring the Redbirds lead down to just three, 41-38, with just over 11 minutes to play.

It took ULM nearly eight minutes to get closer, but it did when Brown connected on a triple from the wing to bring the Warhawks within a pair, 53-51, with 2:37 left on the clock.

The Illinois State lead grew back to five until a triple from Mingo cut the lead back to just a pair. After the Warhawks got a stop and a defensive rebound, ULM had the ball with 13 seconds to play. The Warhawks called a timeout and, out of the timeout, Brown went to the basket but couldn't convert and Illinois State escaped with the victory.

Illinois State jumped out to an early 7-3 lead to open the contest, prompting a ULM timeout. Gilbert connected on the first basket following the timeout to bring the Warhawks within a pair, but Illinois State responded with six-straight to take a 13-5 advantage with 12:26 to play in the first half.

After a bucket from Sykes pulled the Warhawks back within a half-dozen, the Redbirds used a 16-2 run to take a 29-9 lead with just over three minutes to play in the opening stanza.

ULM outscored Illinois State 9-4 in the final three minutes to cut the ISU lead to 33-18 at the break.

No.	ULM	FG	3FG	FT	O-D	TOT	F	TP	A	TO	B	S	MIN			
13	Sykes, T.	3-15	0-0	6-11	3-6	9	5	12	3	0	4	37				
22	Gilbert, L.	7-9	3-5	0-0	2-5	7	2	17	3	0	1	37				
41	Ribeiro, F.	0-2	0-0	0-0	4-5	9	3	0	0	3	2	0	34			
24	Mingo, H.	4-11	3-10	0-0	0-4	4	4	11	1	1	0	0	40-			
55	Brown, F.	5-15	3-6	0-0	0-2	2	2	13	4	5	0	2	33			
5	Bibi Ndongo, C.	1-2	0-0	0-0	1-0	1	1	2	0	0	1	0	5			
10	Hansberry, M.	0-1	0-0	0-0	1-1	2	1	0	0	1	0	0	12			
15	McCray, R.J.	0-0	0-0	0-0	0-0	0	0	0	0	0	0	0	2			
TEAM					2-1	3										
TOTALS					20-55	9-21	6-11	13-24	37	18	55	11	16	3	7	200
TOTAL FG%:		1st:	7-26	.269	2nd:	13-29	.448	Game:	20-55	.364						
3-PT FG%:		1st:	2-9	.222	2nd:	7-12	.583	Game:	9-21	.429						
FT FG%:		1st:	2-5	.400	2nd:	4-6	.667	Game:	6-11	.545						

2010-11: Box Scores



GAME 7
ULM: 66



South Dakota: 79
November 28, 2010 • Redbird Arena
Normal, Ill.

NORMAL, Ill. – The ULM men's basketball team fell, 79-66, to South Dakota on Sunday afternoon (Nov. 28) on the final day of the Global Sports Roundball Classic. Senior forward Tommie Sykes led ULM with 19 points and nine rebounds.

Junior guard Hugh Mingo scored 16 points, junior guard Fred Brown contributed 15 points and senior forward Lawrence Gilbert added 11.

South Dakota built a 15-point halftime lead, thanks in part to seven three-pointers, and ULM was never able to get closer than six during the second half.

South Dakota started quickly in the contest, opening an early 10-2 lead in the first two minutes, making four of its first five shots, including a pair of triples. ULM responded by cutting the lead to just two, 12-10, thanks to five-straight points from Brown.

A 9-0 run by the Coyotes pushed their lead to 26-15 with just under 12 minutes to play in the first half.

ULM pulled back within a half-dozen on a corner trifecta by Mingo with eight minutes left in the half, but South Dakota answered with a 12-4 run to push its advantage to 42-28 three minutes later.

South Dakota took a 15-point lead, 47-32, into the half. Charlie Westbrook paced the Coyotes with 14 points in the opening 20 minutes; Jake Thomas added 12 on four three-pointers as South Dakota shot 54.1 percent (20-of-37) as a team in the first half.

Sykes had 11 before the break to lead ULM; Mingo also reached double-figures with 10 in the opening stanza.

For the second-straight day, ULM stormed out of the locker room at the half, using a 9-2 run to pull within eight, 49-41, and force a South Dakota timeout. Gilbert made a pair of baskets during the run and Mingo hit a corner three before the Coyotes called timeout.

The lead was trimmed to six on a layup by junior center Fabio Ribeiro, but South Dakota then went on a 10-2 run to push its lead to 59-45 with 11:37 to play.

South Dakota again heated up from the field and ULM was unable to climb back into the contest.

The Coyotes were led by 24 points from Westbrook; Thomas added 20 and Trevor Gruis had a double-double with 13 points and 13 rebounds.

No.	ULM	FG	3FG	FT	O-D	TOT F	TP	A	TO	B	S	MIN
13	Sykes, T.	7-11	0-0	5-9	5-4	9	3	19	1	2	1	0
22	Gilbert, L.	5-11	1-6	0-0	2-5	7	4	11	3	2	2	40
41	Ribeiro, F.	1-2	0-0	0-0	0-2	2	4	2	0	0	0	13
24	Mingo, H.	6-13	4-10	0-0	1-3	4	3	16	0	0	1	40
55	Brown, F.	6-16	1-4	2-4	0-2	2	2	15	4	5	0	34
2	Eke, I.	0-0	0-0	0-0	0-0	0	0	0	0	0	0	2
5	Bibi Ndongo, C.	0-2	0-0	1-2	3-2	5	2	1	0	0	0	19
10	Hansberry, M.	0-5	0-3	2-2	0-1	1	0	2	1	2	0	1
15	McCray, R.J.	0-0	0-0	0-0	0-0	0	0	0	0	0	0	7
TEAM					0-2	2						
TOTALS					25-60	6-23	10-17	11-21	32	18	66	9
TOTAL FG%:					1st: 11-31	.355	2nd: 14-29	.483	Game: 25-60	.417		
3-PT FG%:					1st: 3-14	.214	2nd: 3-9	.333	Game: 6-23	.261		
FT%:					1st: 7-9	.778	2nd: 3-8	.375	Game: 10-17	.588		

No.	South Dakota	FG	3FG	FT	O-D	TOT F	TP	A	TO	B	S	MIN
32	Andreotti, R.	1-3	0-0	0-0	0-1	1	2	2	0	1	0	8
50	Gruis, T.	5-9	0-0	3-4	6-7	13	4	14	2	0	0	40
4	Westbrook, C.	9-16	3-4	3-4	1-0	1	3	24	3	3	0	32
1	Krogman, L.	4-12	2-7	2-2	0-1	1	0	12	2	1	0	30
5	Cutler, K.	1-2	0-0	0-0	0-2	2	1	2	4	4	0	21
2	Tecker, S.	2-4	0-1	2-2	4-6	10	3	6	2	0	0	28
14	Boots, J.	0-1	0-1	0-0	0-1	1	1	0	1	0	0	7
22	Thomas, J.	5-13	5-11	5-6	0-7	7	0	20	0	1	0	31
30	Rodenburg, KC	0-0	0-0	0-0	0-0	0	0	1	1	1	0	3
TEAM					1-1	2						
TOTALS					27-60	10-24	15-18	12-26	38	15	79	11
TOTAL FG%:					1st: 20-37	.541	2nd: 7-23	.304	Game: 27-60	.450		
3-PT FG%:					1st: 7-13	.538	2nd: 3-11	.273	Game: 10-24	.417		
FT%:					1st: 0-0	.000	2nd: 15-18	.833	Game: 15-18	.833		

Technical Fouls: none

Officials: Verne Harris, Jeff Campbell, Gerald Williams

Attendance: 4,059

Score by Half

South Dakota.....47-32 79

ULM.....32-34 66



GAME 8
ULM: 53



Kent State: 69
December 2, 2010 • M.A.C. Center
Kent, Ohio

KENT, Ohio – The ULM men's basketball team dropped a 69-53 decision at Kent State on Thursday night (Dec. 2). The Golden Flashes used a 16-1 run to close the first half to build a lead that would prove to be the difference in the contest.

Junior guard Hugh Mingo scored 16 points to lead the Warhawks offensively, 13 of which came after halftime, Mingo was the lone Warhawk in double figures. Senior forward Tommie Sykes tied a career-high with 10 rebounds.

The Warhawks and Golden Flashes went back-and-forth in the early going, trading the lead four times, with three ties, in the opening eight minutes of the contest.

ULM took a four-point lead, 16-12, on a baseline jumper by senior forward Lawrence Gilbert with 7:47 to play in the half. The basket marked the first two-possession lead of the game for either team.

After freshman guard R.J. McCray restored ULM's four-point cushion with a driving layup, Kent State (went on a 16-1 run to end the half. ULM scored just one point, a free throw by freshman guard Marcellus Hansberry, in the final seven minutes of the opening stanza.

ULM used a 7-2 run to begin the second half to trim the Kent State lead to just six, 32-26. Mingo and junior center Fabio Ribeiro had layups during the burst and Gilbert hit a triple as the Warhawks cut the lead to a half-dozen.

With the Kent State advantage at seven, an 8-1 Golden Flashes run pushed the lead to 45-31 with 13 minutes left in the second half.

A 12-5 burst for the Warhawks, highlighted by back-to-back threes from Mingo and freshman forward Steven McClellan, brought the Kent State lead back to single-digits, 62-51, with three-and-a-half minutes to play.

But the comeback attempt was halted as Kent State held ULM to just two points the remainder of the contest.

Both teams shot the ball extremely well in the final 20 minutes of the contest, ULM shot 55.6 percent (15-of-27) from the floor while Kent State made 57.7 percent (15-of-26) of its attempts from the field.

Greene and Carlton Guyton paced the Golden Flashes with 17 points apiece. Michael Porri had a game-high eight assists for Kent State.

No.	ULM	FG	3FG	FT	O-D	TOT F	TP	A	TO	B	S	MIN
13	Sykes, T.	3-9	0-0	0-2	4-6	10	0	6	2	2	0	31
22	Gilbert, L.	3-10	2-7	0-0	0-3	3	3	8	2	5	0	1
41	Ribeiro, F.	1-3	0-0	1-2	1-3	4	3	3	0	0	0	18
10	Hansberry, M.	3-8	0-3	1-2	0-5	5	4	7	4	2	0	1
24	Mingo, F.	7-12	2-7	0-0	0-3	3	1	16	2	4	0	2
5	Bibi Ndongo, C.	1-1	0-0	0-0	0-0	0	0	2	0	1	0	11
15	McCray, R.J.	2-3	0-0	0-0	1-0	1	1	4	4	1	0	1
23	McClellan, S.	3-3	1-1	0-0	0-2	2	0	7	1	0	0	1
TEAM					2-1	3						
TOTALS					23-49	5-18	2-6	6-22	28	12	53	15
TOTAL FG%:					1st: 8-22	.364	2nd: 15-27	.556	Game: 23-49	.469		
3-PT FG%:					1st: 2-10	.200	2nd: 3-8	.375	Game: 5-18	.278		
FT%:					1st: 1-2	.500	2nd: 1-4	.250	Game: 2-6	.333		

No.	Kent State	FG	3FG	FT	O-D	TOT F	TP	A	TO	B	S	MIN
33	Manns, J.	1-6	0-1	1-2	3-3	6	3	3	0	2	0	19
34	Greene, J.	7-8	0-0	3-3	0-0	0	0	17	3	4	1	2
2	Porri, M.	1-6	0-2	1-2	0-3	3	1	3	8	1	1	3
11	Guyton, C.	5-8	5-7	2-2	0-7	7	1	17	2	0	0	29
32	Sherman, R.	3-7	1-3	0-0	0-3	3	1	7	4	2	0	3
1	Gaines, E.	3-5	1-1	0-0	1-1	2	2	7	1	0	0	14
3	Holt, R.	3-8	2-5	0-0	0-1	1	1	8	2	0	0	22
13	Henniger, M.	0-0	0-0	0-0	0-2	2	0	0	0	0	0	2
15	Nealy, D.	0-0	0-0	0-0	0-1	1	1	0	0	0	0	7
21	Johnson, R.	2-4	1-2	0-0	0-1	1	0	5	3	2	0	3
22	Leonard, D.	1-1	0-0	0-0	0-0	0	0	2	0	0	0	7
TEAM					2-0	2						
TOTALS					26-53	10-21	7-9	6-22	28	10	69	23
TOTAL FG%:					1st: 11-27	.407	2nd: 15-26	.577	Game: 26-53	.491		
3-PT FG%:					1st: 4-12	.333	2nd: 6-9	.667	Game: 10-21	.476		
FT%:					1st: 4-5	.800	2nd: 3-4	.750	Game: 7-9	.778		

Technical Fouls: none

Officials: Mike Foote, Jim Schipper, Wille Pulliam

Attendance: 4,395

Score by Half

ULM.....19-34 53

Kent State.....30-39 69



GAME 9
ULM: 58



Louisiana Tech: 67
December 4, 2010 • Thomas Assembly Center
Ruston, La.

RUSTON, La. – Junior guard Hugh Mingo scored a career-high 18 points and grabbed a career-best nine rebounds, but the ULM men's basketball team fell, 67-58, on Saturday night (Dec. 4) at Louisiana Tech. The Bulldogs built a 12-point halftime edge with 60.0 percent shooting from beyond the three-point arc in the first half. ULM cut the gap to as little as six in the second stanza but was unable to get any closer after the intermission.

Junior guard Fred Brown scored 18 points and had a career-best seven assists while senior forward Lawrence Gilbert chipped in 10 points.

Louisiana Tech (7-2) shot 47.8 percent (22-of-46) from the floor in the contest while ULM shot 35.8 percent (24-of-67) from the field, including just 17.9 percent (5-of-28) from beyond the three-point arc.

With the game tied a four early, Louisiana Tech used an 8-0 run to take a 12-4 advantage. ULM (2-7) cut the gap back to four as it responded with a 7-3 burst; Mingo started the spurt with a triple while freshman forward Steven McClellan and Brown also added baskets.

The Bulldogs scored the next nine, all on three-point baskets, to push their lead to 23-11 with 12:36 to play in the first half. Louisiana Tech started the game 5-of-6 from beyond the three-point arc.

Louisiana Tech's lead was extended to 36-20 with 3:25 as to play as the Bulldogs held ULM scoreless for over four minutes. The Warhawks cut the gap to a dozen, 37-25, at the intermission with a 5-1 burst to close the half.

Mingo led ULM with seven points in the opening 20 minutes. Brandon Gibson scored 14 to lead all scorers in the opening stanza. The Bulldogs shot 54.5 percent (12-of-22) in the first half while the Warhawks shot just 34.4 percent (11-of-32).

The Warhawks and Bulldogs traded baskets for the first seven minutes of the second half before ULM went on a 7-0 run to cut the Louisiana Tech lead to seven, 49-42, and force a timeout. Mingo went to the basket for a pair of buckets to jumpstart the run before Brown buried a triple.

After a free throw by Louisiana Tech, another basket from Mingo pulled ULM to within six, 50-44, at the midway point of the second stanza.

Still leading by six, Louisiana Tech used an 11-4 run to push its advantage to 63-50 with 4:37 remaining in the second half.


Gilbert halted the Bulldogs charge with a triple from the wing, but the Warhawks then went scoreless for three minutes following the trifecta.

ULM scored the final five points of the game, but it wasn't enough as the Warhawks finished their season-long five-game road trip with a defeat.

No.	ULM	FG	3FG	FT	O-D	TOT F	TP	A	TO	B	S	MIN
13	Sykes, T.	1-2	0-0	2-5	5-3	8	5	4	1	0	0	3
22	Gilbert, L.	3-14	1-9	3-4	4-1	5	4	10	2	0	1	35
23	McClellan, S.	2-4	0-0	0-0	0-3	3	2	4	0	0	0	15
24	Mingo, H.	8-13	2-5	0-0	1-8	9	3	18	0	2	0	38
55	Brown, F.	8-28	2-13	0-0	0-2	2	1	18	7	3	1	40
05	Bibi Ndongo, C.	0-0	0-0	0-0	0-1	1	0	0	0	1	0	6
10	Hansberry, M.	0-1	0-1	0-0	0-1	1	1	0	1	1	0	18
41	Ribeiro, F.	2-5	0-0	0-1	0-1	1	5	4	0	3	0	25
TEAM					6-2	8						
TOTALS					24-67	5-28	5-10	16-22	38	21	58	11
TOTAL FG%:					1st: 11-32	.344	2nd: 13-35	.377	Game: 24-67	.358		
3-PT FG%:					1st: 1-10	.100	2nd: 4-18	.222	Game: 5-28	.179		
FT%:					1st: 2-6	.333	2nd: 3-4	.750	Game: 5-10	.500		

No.	La. Tech	FG	3FG	FT	O-D	TOT F	TP	A	TO	B
-----	----------	----	-----	----	-----	-------	----	---	----	---

2010-11: Box Scores




GAME 10

ULM: 60

Centenary: 46

December 11, 2010 • Fant-Ewing Coliseum

Monroe, La.



MONROE, La. - Junior guard Hugh Mingo scored a career-high 27 points as ULM pulled away for a 60-46 victory against Centenary Saturday inside Fant-Ewing Coliseum.

It was the second straight game that Mingo has set a career-high in points as he tallied 18 points against Louisiana Tech Dec. 4. The West Monroe, La., native also had seven rebounds and a team-high seven steals to pace the Warhawks.

ULM (3-7) limited Centenary to just 15 field goals and 34.1 percent from the field with a strong defensive performance. The Warhawks also forced 18 turnovers, scoring 26 points off those turnovers.

Freshman guard Marcelis Hansberry and senior forward Lawrence Gilbert each chipped in seven points for the Warhawks. Senior forward Tommie Sykes recorded six points and a team-high eight rebounds.

Sophomore forward Jeron Trotman had 12 points and eight rebounds to pace Centenary, who fell to 0-11 on the season.

The Warhawks scored nine straight points to open up a 47-34 advantage with 5:44 remaining in a game that saw seven ties and four lead changes. ULM forced four turnovers and held Centenary without a field goal for just over four minutes during that span.

Freshman forward Steven McClellan connected on a layup to start the run and give ULM a 40-34 advantage. After a free throw from Mingo, McClellan connected on a pair of free throws and Sykes added a layup to give the Warhawks its first double-digit lead at 45-34. Hansberry capped the run with a pair of free throws.

Centenary quickly tied the game at 26-all with a 7-2 run to open the second half. Leo Davis drained a 3-pointer, then Max Nakwaasah scored on a layup to cap the run with 18:01 to play.

Mingo was hot in the first half as he scored 14 of the team's 24 points before the break. He made 6 of 9 shots from the field, including two 3-pointers.

The Warhawks used a 12-0 run midway through the first half to build a 20-11 lead with 5:48 to play before the break. Mingo connected on a pair of 3-pointer during the stretch and RJ McCray capped the run with a layup.

Centenary closed the half with an 8-4 spurt to trail ULM 24-19 at intermission. The Warhawks shot 42.3 percent in the half and limited Centenary to 26.1 percent from the field.

No.	ULM	FG	3FG	FT	O-D	TOT	F	TP	A	TO	B	S	MIN
13	Sykes, T.	3-8	0-0	0-4	6-2	8	5	6	0	2	2	1	33
22	Gilbert, L.	3-7	0-1	1-2	1-1	2	1	7	0	3	0	1	21
10	Hansberry, M.	1-3	0-2	5-8	0-1	1	2	7	5	2	0	1	35
24	Mingo, H.	9-17	2-5	7-9	1-6	7	1	27	0	3	0	7	38
55	Brown, F.	2-8	0-4	2-2	0-5	5	3	6	0	2	0	0	33
15	McCray, R.	1-2	0-0	0-0	1-1	2	2	2	0	0	0	0	12
21	Goodin, J.	0-0	0-0	0-0	1-0	1	0	0	0	0	0	0	2
23	McClellan, S.	1-5	0-0	3-4	3-3	6	3	5	1	1	0	0	23
41	Ribeiro, F.	0-1	0-0	0-0	1-1	2	2	0	0	2	0	0	3
TEAM					3-2	5							
TOTALS		20-51	2-12	18-29	17-22	39	20	60	6	15	2	10	200
TOTAL FG%:		1st: 11-26	.423	2nd: 9-25	.360	Game: 20-51	.392						
3-PT FG%:		1st: 2-8	.250	2nd: 0-4	.000	Game: 2-12	.167						
FT%:		1st: 0-4	.000	2nd: 18-25	.720	Game: 18-29	.621						

No.	Centenary	FG	3FG	FT	O-D	TOT	F	TP	A	TO	B	S	MIN
20	Lowery, L.	1-7	0-3	0-1	2-2	4	4	2	1	4	1	1	34
35	Trotman, J.	4-6	0-0	4-6	4-4	8	3	12	2	3	0	2	34
44	Nakwaasah, M.	2-6	0-3	2-2	0-5	5	2	6	0	1	0	0	24
34	Rebol, A.	0-1	0-0	1-2	1-0	1	2	1	1	2	0	1	11
13	Harwell, A.	2-4	0-1	2-3	0-3	3	5	6	1	2	0	1	23
2	Davis, L.	3-10	3-6	1-2	2-0	2	2	10	1	5	0	1	30
5	Blount, J.	1-7	1-5	2-6	1-0	1	0	5	0	0	0	0	21
22	Sims, T.	0-0	0-0	0-0	0-1	1	0	0	0	0	0	0	3
23	Cooper, Q.	1-1	0-0	0-1	1-2	3	2	2	0	0	0	2	12
30	Diallo, B.	1-2	0-0	0-0	0-1	1	1	2	1	1	0	0	8
TEAM					1-0	1							
TOTALS		15-44	4-18	12-23	12-18	30	21	46	7	18	1	8	200
TOTAL FG%:		1st: 6-23	.261	2nd: 9-21	.429	Game: 15-44	.341						
3-PT FG%:		1st: 1-8	.125	2nd: 3-10	.300	Game: 4-18	.222						
FT%:		1st: 6-9	.667	2nd: 6-14	.429	Game: 12-23	.522						

Technical Fouls: none
Officials: Marty McEachan, Emanuel Upton, Reinaldo Acosta
Attendance: 857
Score by Half
Centenary.....19-27 46
ULM24-36 60